



Always in stock
Always available



THE RIGHT PRODUCTS FOR THE JOB

WELCOME TO SIG ROOFING



Always in stock Always available

SIG Roofing's **Core Range** means you can get your hands on the everyday essential roofing products **WHENEVER** you need them! Focusing on the essentials is just part of our commitment to making your life as easy as possible. Visit any SIG Roofing branch and you will find our Core Range of products in stock – so you can always get on with the job.

- Slate
- Batten & Timber
- GRP
- Compounds & Solutions
- Insulation
- Liquid Waterproofing
- Torch on Felt
- Fibre Cement
- Underlays
- Lead & Lead Replacement
- Rainwater
- Nails & Fixings
- Roof Windows Flashings
- Tools & PPE

.... with many more specialist products available.



INTRODUCTION

By understanding how important your time is, we are here to help take some of the pressure off. As the UK's largest specialist merchant of roofing products and services - with over 40,000 roofing products, we are ready and waiting with all the products you need, when and where you need them.

Core Range has been designed to ensure that you can get the everyday essential roofing products, as well as a wide range of specialist products – exactly when you need them. It's our commitment to you that whatever you need to get the job done, first time, is always available.

In this brochure you'll find all the products that make up our Core Range and with over 165 branches nationwide, SIG Roofing's got it covered for you.

What's more, our friendly, local teams are always ready to share their passion for roofing, expertise, knowledge and impartial advice.

We're here to help you with the right products for the job...

- Specialist in pitched, flat and industrial roofing
- Over 40,000 roofing products
- Supply roofing products from leading manufacturers
- Over 400 delivery vehicles ensuring reliable next day deliveries
- Sample and matching service
- Expert advice and support in branch and direct to you on-site
- Over 165 branches nationwide with roofing products always available and always in stock



The right products for the job

Roofing Contents

PITCHED ROOFING	4
Natural Slate	5
Fibre Cement Slate	6
Concrete Tiles	6
Pitched Roof Underlay	7
Pitched Roof Accessories	8
Timber	10
Nails	11
Lead	12
Lead Replacement	13
Roof Windows	14
Bedding Mortar	14
Insulation	15
Other Accessories	15
FLAT ROOFING	17
Liquid Waterproofing	18
Torch On Felt	19
GRP	21
Compounds & Solutions	24
Flat Roof Insulation	24
INDUSTRIAL ROOFING	25
P3 Fibre Cement	26
ROOFLINE	28
Roofline White	29
Rainwater	30
SILICONES & SEALANTS	34
Silicones & Sealants	35
GENERAL TOOLS & PPE	36
Tools	37
PPE	41

PITCHED ROOFING



As the UK's leading Pitched Roofing merchant, the products we supply, from the batten to coverings, support new and innovative techniques as well as tried and tested Pitched Roofing practices. Our staff members have a rich depth of knowledge underpinning our entire Pitched Roofing product range; you are guaranteed to find the expertise and stock availability you need to support your business.

With our proven nationwide logistics network and vast supply chain management experience, Core Range ensures you get the right products, in the right place, in the right quantities, and at the right time. Our range of Pitched Roofing products brings you the highest quality products and the expertise and advice you need for:

- Insulation
- Fibre Cement Slate & Tiles
- Underlays
- Ventilation
- Nails
- Lead
- Lead Replacement
- Roof Windows
- Bedding Mortar
- Insulation
- Accessories
- Natural Slate
- Concrete Tiles



Branches will carry the Commercial Range as standard and either Specification or Classic Ranges - depending on local markets.

SPECIFICATION RANGE



A selection of high-quality first-selection slates, covering a broad range of colours and textures to fulfill almost any specification desired. SIGA's Specification range is carefully tailored to each part of the UK, and regional favourites are stocked in depth for rapid availability and service.

SIGA Specification slates are a popular choice with homeowners, self-builders and developers, due to their consistency, quality, smooth roof finish and market-leading warranties.

All Specification slates are W1($\leq 0.6\%$), T1, S1 to comply with NHBC requirements and have a 75 Year Warranty.

COMMERCIAL RANGE



Ideal for the refurbishment & volume developer market, SIGA's Commercial Range is recommended for experienced slaters, as thickness and quality can be variable so sorting and grading is strongly recommended for the best aesthetics.

All slates are W1($\leq 0.6\%$) T1, S1 to comply with NHBC requirements.

30 Year Warranty with all Commercial Slates.

CLASSIC RANGE



SIGA Classic slates require careful sorting and grading in order to produce a good roof finish, however meet the same strict testing and certification criteria as the higher grades. Ideal for budget conscious projects, all slates are W1($\leq 0.6\%$) T1, S1 to comply with NHBC requirements.

30 Year Warranty with all Classic Slates.

FIBRE CEMENT SLATE

FIBRE CEMENT



Slates
Double Slates

600 x 300mm
600 x 600mm

Cost-effective, smooth, square edged fibre cement slates that are manufactured to the highest European standards.

CONCRETE TILES

FLAT GREY METRIC INTERLOCKING TILE



Flat Metric Interlocking (Grey)

A flat, smooth, single-lap interlocking design with a slate-like appearance.

RIDGE TILES

A wide range of grey Concrete Ridge Tiles. Ideal for use with Concrete Tiles, Fibre Cement and Natural Slate.



1/2 Round



Multi Angle



1/3 Round

AIR PERMEABLE



Underlay

50m x 1.0m (50m²) Blue
50m x 1.5m (75m²) Blue

Air open and vapour permeable “breathable” roofing underlays that allows water vapour to escape from the roof structure.

The range available in branches is dependent on local market needs. Branches will hold at least one of the above.

VAPOUR PERMEABLE



Pitched Roof Underlay 122g
 Pitched Roof Underlay
 (with Dual Integrated Tape)
 Pitched Roof Underlay 122g
 Pitched Roof Underlay
 (with Dual Integrated Tape)

50 x 1m (50m²) Grey
50 x 1m (50m²) Grey

50 x 1.5m (75m²) Grey
50 x 1.5m (75m²) Grey

A high performance breathable (vapour permeable) underlay for use in both vented and non-vented cold and warm pitched roofs.

The range available in branch is dependent on local market needs. Branches will hold at least one of the above.

PITCHED ROOF ACCESSORIES



Aluminum Foil Tape

100mm Wide

A flexible and strong bright aluminium tape for use on most surfaces.



Baby Galvanised Hip Irons

Baby Galvanised Hip Irons can be easily fixed to a hip rafter to secure tiles in place and prevent them sliding off the roof.



Standard Galvanised Hip Irons

Standard Galvanised Hip Irons can be fixed to a hip rafter to secure tiles in place and prevent them sliding off the roof.



Eaves Filler Comb

1m

A simple and effective way of preventing birds and vermin from entering the batten cavity below profiled concrete interlocking tiles whilst allowing airflow into the batten cavity.



GRP Slate Valley (Grey)

330mm x 3m

A suitable alternative to lead, designed for use with natural slate.



GRP Tile Valley (Grey)

380mm x 3m

A suitable alternative to lead, designed for use with natural slate, fibre cement slate and plain tiles.



In-Line Slate Vent (Grey)

Primarily used for roof space ventilation, they can also be used for soil ventilation or mechanical extraction.



In-Line Flat Vent (Grey)

Designed for ventilation of the roof space as well as conversion into a service terminal where required. The in-line design of this vent allows for it to blend naturally into the roof without any obtrusive hoods being left on show.



Slate Profile Adaptor

The adaptor is clipped onto the downpipe of a Slate Vent, ideally before installation.



Flexible Pipe

100/100mm

Flexible Pipe range provides an economical, quick and effective connection to standard 100ml (4") soil pipes and ventilation ducting systems.



Underlay Support Tray

310mm x 1.5m

A simple and effective product to prevent the exposure of the roofing underlay at the eaves, which can lead to long-term degradation of the underlay.



Universal Dry Fix Ridge and Hip System

6m

Suitable for most ridge and hip applications and comprises of: Ridge Roll, Ridge Batten Brackets, Ridge Unions with Union Clips, Stainless Steel Screws and Stainless Steel Clamping Plates - additional components may be required for hips.



Bonding Strip

225mm x 3m

Provides a watertight junction above the party wall between different roof finishes when re-roofing.



Undercloak

1220 x 150mm

Consistent in thickness, meaning the mortar does not crack over the joints when it dries out, and strong enough despite its slender appearance to cope with the rigours of the re-roof or new build project.



Flashing Strip

150mm x 10m
225mm x 10m
300mm x 10m

A self-adhesive bituminous sealing strip which bonds instantly to provide a permanent watertight seal.

PREMIUM GOLD BATTEN



Premium Gold

25 x 50mm

25 x 38mm

Premium Gold is the highest grade of roofing batten, incorporating a unique and distinctive gold colouration that offers full quality transparency. Fully graded to comply with BS 5534:2014.

SAWN AND TREATED SOFTWOOD



19 x 38mm

25 x 38mm

25 x 50mm

50 x 50mm

47 x 100mm

Available in various lengths ranging from 3m up to 5.4m, in 300mm increments.

GALVANISED FELT



ELH Felt

20 x 3.00mm 1kg
30 x 3.00mm 1kg

Extra large head nails for installation of roofing felts.

GALVANISED



Round Wire

100 x 4.0mm 1kg
65 x 3.35mm 1kg

Most suitable for soft materials such as plasterboard and roof felt.

ALUMINUM



Clout

38 x 3.35mm 1kg
50 x 3.35mm 1kg
60 x 3.35mm 1kg
65 x 3.35mm 1kg
70 x 3.35mm 1kg

Aluminium nails are commonly used for securing tiles and other sheet materials.

COPPER



Copper Disc Rivets

19mm Pack of 100
19mm Pack of 1000

Used for fixing fibre cement roof slates. Soft and easy to bend, while remaining resistant to corrosion.



Clout

30 x 2.65mm 1kg
38 x 3.35mm 1kg

Copper has a similar life expectancy to lead and holds without restricting thermal movement.

LEAD



Various lengths of milled lead manufactured in accordance with BS EN 12588:2006:

Code 3	180mm x 6m
Code 4	150mm x 3m & 6m
Code 4	240mm x 3m & 6m
Code 4	300mm x 3m & 6m
Code 4	390mm x 3m & 6m
Code 4	450mm x 3m & 6m
Code 5	450mm x 3m & 6m



Lead Roll **2.4m**

Quality non-structural timber to enable easy movement of lead.

LEAD ACCESSORIES



Flexislate Code 4 Lead Base Pitch **450mm**

Flexislate offers high performance pipe shielding made from a combination of Code 4 lead and bonded EPDM.



Hall Lead Clips **Pack of 50**

Allows you to fix flashings up to 20 times faster than using standard lead wedges. The easy to fit clip will secure any flashing chase from 6-18mm.



Patination Oil **1ltr**

A white spirit based liquid which provides a protective coating against carbonate formation on the surface of Lead Sheet which can discolour surrounding brickwork or tiles.



Sure Clips

Pack of 100

A versatile clip that allows small roof tile cuts to be mechanically fixed in accordance with BS 5534:2014.



Flashpoint Lead Sheet Sealant (Grey)

310ml

Flashpoint provides a preferred alternative to the use of mortar as a pointing material for lead-brick and lead-masonry joints.

LEAD REPLACEMENT



Lead Replacement

**150mm x 6m
300mm x 6m**

Lead replacement flashing in a graphite colour finish with a centred self-adhesive strip for easy application.

ROOF WINDOWS



White Painted Pine Centre Pivot Roof Window

55 x 78cm

55 x 98cm

78 x 98cm

Centre pivot roof windows in high quality pine with a protective white paint. The top control bar makes the window easier to open, whilst the ventilation flap can be operated with the window closed.

FLASHINGS



Slate Flashing

55 x 78cm

55 x 98cm

78 x 98cm

Designed to allow the standard installation of a single roof window into a slate roof.



Tile Flashing

55 x 78cm

55 x 98cm

78 x 98cm

Ideal for installing roof windows into tile roofs.

BEDDING MORTAR



Roof Tile Bedding Mortar

Bedding Mortar mix is a kiln dried, pre-blended, factory produced 1:3 cement/sand mortar complying with the requirements of BS EN 998-2.


LOFT ROLL



Loft Roll Combi-Cut

Primarily used for the thermal insulation of pitched roofs at ceiling level, it can also be used to thermally insulate floors. 100mm Thickness.

PITCHED ROOFING INSULATION BOARD



Insulation Board

50 x 2400 x 1200mm

Pitched roof insulation is ideal for new roofs, refurbishing a roof or doing a loft conversion.

OTHER ACCESSORIES

REPAIR



Hall Hooks (Slate Repair Fixing)

Pack of 10

Hall hooks are permanent, secret and fail safe devices that can be used when replacing a broken slate. An improvement to existing methods that can be expensive, complicated and unsightly.

COWLS



Capping Cowl & Strap (Terracotta)

A Capping Cowl is used to cap off unused chimneys whilst also providing good ventilation.



Junior Multifuel Birdguard + Strap (Terracotta)

Provides a larger opening for escaping gases than standard birdguards.



Junior Strap Fix (Terracotta)

A static anti-downdraught chimney cowl, made from aluminium for durability.



Cowl Strap Fixing (Terracotta)

Offers the most aerodynamic downdraught protection a static cowl can offer.

FLAT ROOFING



The Flat Roofing systems that we supply range from those at the cutting edge of modern Flat Roofing technology to the more traditional techniques.

With expertise, experience and knowledge, our staff will make sure you receive the right products and support to allow you to complete any flat roofing project.

With our proven nationwide logistics network and vast supply chain management experience, Core Range ensures you get the right products, in the right place, in the right quantities, and at the right time. Our range of Flat Roofing products brings you the highest quality products and the expertise and advice you need for:

- Liquid Waterproofing
- Torch On Felt
- GRP
- Compounds & Solutions
- Flat Roof Insulation



LIQUID WATERPROOFING

LIQUID WATERPROOFING



Liquid Waterproofing (Anthracite)

5ltr & 15ltr

A new hybrid polymer liquid waterproofing system that is fully reinforced with a polyester membrane and cures through contact with moisture in the atmosphere. Being largely independent of the weather, it can be applied under practically any conditions, even on cold, wet days and on damp surfaces.

FABRIC



Liquid Waterproofing Fabric

1m x 25m

Used to fully reinforce Liquid Waterproofing, creating a flexible and strong waterproofing system.

JOINTING TAPE



Jointing Tape

100mm x 25m

A polyester reinforced self-adhesive tape designed to seal joints and seams on all surfaces prior to the application of the accompanying Liquid Waterproofing system.

LIQUID WATERPROOFING ACCESSORIES



Mixing Attachment

76mm

Carbon steel with easy clean zinc plating. For mixing paint, plaster, cement slurries and textured coatings.



Scissors

Industry standard scissors that can be used on a variety of materials.

UNDERLAY



Torch On Felt SBS Universal Underlay

16 x 1m

Torch On Felt SBS Universal Underlay comes in 16 x 1m lengths, with a sand finish. Roll weight of 36kg.



Polyester Sand Underlay

20 x 1m

A polyester base for toughness and durability with a SBS modified bitumen coating.

CAPSHEET



Torch On Felt SBS or APP Capsheet

8 x 1m Green

8 x 1m Black

8 x 1m Brown

8 x 1m Blue Grey

SBS or APP Capsheets consist of a polyester carrier coated with SBS or APP modified bitumen.

Branches will carry APP or SBS dependent on local market conditions. They will also carry a minimum of two colours.

ARRIS RAIL



Arris Rail

Arris Rails are used to create an upstand that ensures water flows smoothly. These are available in various lengths from 3m to 4.8m.

OSB



OSB3 18mm Tongue & Groove

2400 x 600mm

A strong, versatile board suitable for structural use. Ideal for applications as diverse as roofing, flooring, hoarding and wall sheathing etc.



OSB3 18mm Flat Board

2440 x 1220mm

A strong, versatile board suitable for structural use. In ideal for applications as diverse as roofing, flooring, hoarding and wall sheathing etc.

Our branches will stock either Tongue & Groove or Flatboard, depending on market requirements.

FLAT ROOFING ACCESSORIES



3.4mm Oil Tempered Drip Former

75 x 1200mm

Pre-formed sections enhance the speed of installation and consistency of the finished detail.



Propane Gas

19kg

Used in conjunction with a gas torch for the installation of Torch On Felt.



Torch Kit With Hose

10m

Self-igniting gas torch with 10m hose and regulator.



Regulator 0-4 bar

0-4 bar gas regulator with nut and tail.



Gas Hose

8mm x 10m

Rubber Hose with metal nuts and tails.

GRP



Resin (Clear)

10kg & 20kg

Specially formulated for ease of application and to leave a tack free finish suitable for adhesion with the topcoat. It also boasts a low styrene emission and colour change system, showing the catalyst addition has taken place.



Topcoat (Grey)

10kg & 20kg

For easy application by both roller and brush, to provide a tack free finish when cured and to ensure suitability for use in a wide range of application conditions.



Chopped Strand Mat One Edge Trim

450g x 96.6cm

E-Glass randomly chopped strand mat for use in hand lay-up and continuous lamination.



Catalyst (Clear)

500g

A catalyst is the activator used to start the curing process of the resin or topcoat. A catalyst **MUST BE ADDED** to the resin or topcoat to activate the hardening process.



Woven Glassfibre Tape

50mm x 50m

Woven tape is used to bandage small gaps, and join trim edges and corners together. Simply cut the required length and wet out with resin onto the surface.



Flat Edge Drip Trim 90 x 90mm (Mid Grey)

3m

Fitted to the roof edges to allow drainage into the gutter.



Raised Edge Trim 125x130mm (Mid Grey)

3m


With raised edge to prevent water running off roof.



Wall Fillet 120 x 60 x 80mm (Mid Grey)

3m

Used to butt against walls and provides perimeter expansion gap.



Flat sheet (Mid Grey)

20m

Used where a pitched roof meets a flat roof.

GRP APPLICATION TOOLS



Acetone - Brush Cleaner (Clear)

5ltr

Pure acetone used to clean uncured resin from brushes, tools and equipment.
Virgin acetone to BS 509.



Catalyst Dispenser

80ml

1L Body with 80ml measuring capacity.



10" Resin Roller Refill

18mm Pile

Nylon, recommended for resins.



10" Topcoat Roller Refill (Velour)

Velour, recommended for gelcoats.



10" Roller Frame Only

10" Roller frame.



Fin Roller

140 x 22mm & 235 x 22mm

Vertical grooves for best air release. Much less resin splashing than paddle rollers. No loose washers that clog.



Bucket (White)

20ltr / 25ltr

Plastic buckets with handles for mixing or storing resins. Available with or without lids.



Latex Gloves

Box of 100

Latex gloves lightly powdered, box of 100.



Swivel Sanding Pad Only (For extension pole)

Swivel pole sander head for sanding off large areas - use with an extension pole and simply clamp on your sand paper.



Telescopic Aluminium Pole

Metal Telescopic Pole 80-135cm (32-53") comes with a screw and taper cone to allow fitment to majority of handles.

COMPOUNDS & SOLUTIONS

PATCH & REPAIR



Roof Repair System (Grey)

5kg & 20kg

A low odour, low VOC, solvent based acrylic resin system for use when waterproofing or repairing various roofing systems.

PAINTS & PRIMERS



Quick Dry Bitumen Primer

5ltr & 25ltr

A fast drying primer used to seal and prepare surfaces for the application of bituminous waterproofing products.



All Weather Roof Coat

5ltr

A flexible, bituminous coating containing reinforcing fibres and designed for easy application to protect and prolong the life of existing roofing systems.



Aluminium Paint

5ltr & 25ltr

A solar reflective coating suitable for the protection of metal and bituminous roofs against the effects of UV & heat ageing.



Roofing Felt Adhesive

5ltr

A cold applied adhesive used for bonding and sealing roofing membranes. Covers up to 1.5m² per litre.

FLAT ROOF INSULATION



PIR Insulation Board

120 x 600 x 1200mm

Lightweight easy to cut, handle and install and suitable for a variety of systems.



Liquid Polyurethane Adhesive

5.5kg

Moisture curing one-component PU adhesive for the efficient, clean, economical and durable bonding of roof insulation panels.

INDUSTRIAL ROOFING



We only work with, and supply quality materials from, leading manufacturers in the industry. That way you can have total confidence in our products, often backed by manufacturer warranties and support. Our unrivalled position in the industry means we can source many products in the marketplace, supplying either individual components or whole system solutions. With our proven nationwide logistics network and vast supply chain management experience, Core Range ensures you get the right products, in the right place, in the right quantities, and at the right time.



PROFILE 3 FIBRE CEMENT


PROFILE 3 FIBRE CEMENT SHEETS



Profile 3 Standard

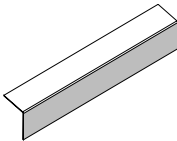
3050mm

Profile 3 is easy to handle and suitable for small structures in the agricultural, industrial and domestic sectors such as housing, garages, general purpose sheds and smaller buildings. Suitable for roofs with a pitch of down to 10 degrees. 5 and 8ft lengths are also available to order.



Two Piece Closing Fitting Ridge Inner & Outers

An adjustable ridge solution for use on roofs with pitches from 5 to 45°.



External Corner Piece

200 x 200 x 3000mm

Used as a corner flashing when installing Fibre Cement sheets on the wall. Can also be used as a plain wing Barge Board.

ROOFLIGHTS TO SUIT PROFILE 3 FIBRE CEMENT SHEET



Class 3 2.44kg

3050mm



Manufactured from glass reinforced polyester resin (GRP), with unique light diffusing additives which scatter light passing through, to provide effective daylighting without hot spots or excessive glare. (Talk to an advisor in branch for advice and recommendations on Fire Grades and weights that are available to suit bespoke project applications).

ACCESSORIES & FIXINGS



Butyl Mastic Roll

6mm x 5mm x 9.6m

Butyl rubber mastic sealant to be used on side and end laps of steel sheeting.



85mm Light Section Fixing with BAZ Washer

Used to fix Fibre Cement Sheets into light gauge purlins or sheeting rails.



95mm Timber Fixing with BAZ Washer

Screws designed to fix your profile 3 Fibre Cement Sheets into a timber frame strongly and securely.



Profile 3 Foam Fillers

For use with Profile 3 fibre cement or asbestos sheets or Profile 3 GRP sheets.



16mm Colour Caps (Poppy Red)

For attaching to the top of Hex fasteners when installing GRP sheets (best practice recommendation).



5/16 Hex Head Drive Adaptor

Innovative bit of kit that makes it easier to use a powdered drill to insert fixings.

ROOFLINE



As one of the UK's leading providers of Roofline, Rainwater and Building Plastics you are guaranteed to find the expertise and stock availability you need to support your business.

With our proven nationwide logistics network and vast supply chain management experience, Core Range ensures you get the right products, in the right place, in the right quantities, and at the right time. Our range of Building Plastics products bring you the highest quality products and the expertise and advice you need.

SIG ROOFING



FASCIA & SOFFIT



In-Line Joint

**300mm
500mm**


For use with universal / full replacement board to join lengths together.



Corner Joint

**300mm
500mm**

Fascia corner joint trim completes a fascia corner for a neat and professional finish to universal / full replacement board.



Multi-Purpose / Soffit Board

**150mm x 5m
200mm x 5m
250mm x 5m**

Used as a soffit board for a smooth modern finish. Easy to handle, cut and install. Robust and durable.



Capping Board

**150mm x 5m
200mm x 5m
250mm x 5m
300mm x 5m**

Suitable as fascia (refurbishment - install over a sound timber support), window board or reveal liner.



Rigid Angle

**25 x 25mm x 5m
50 x 50mm x 5m**

A versatile product in a number of different sizes that can be used to finish off many types of upvc applications. Sizes may vary due to locally stocked brand.

HOLLOW SOFFIT



Hollow Soffit

300mm x 5m

A popular choice for soffit that can be used diagonally or vertically. Easy fit with a tongue and groove profile.



Hollow Soffit H Trim
Hollow Soffit J Trim

5m
5m

Trims for use with soffit and universal boards.



Circular Soffit Vent Standard (White)

Circular Soffit Vents are easy to install, providing eaves ventilation through the soffit for new build or re-roofing.



Eaves Protector (Black)

1.5m

Used at the eaves of a roof to support and protect roofing underlay.



Fascia Vent

10mm

Smooth leading edge for fitting on the top of fascia to ensure constant air flow into roof space between fascia board and felt.

RAINWATER

BLACK



112mm Half Round Gutter

4m

Connects to most other metal or plastic guttering systems and in conjunction with 68mm downpipe and fittings.



112mm Half Round 90° Angle

A practical, easy to install system with good flow capacity and pre-lubricated seals. A cost effective solution for both new build and refurbishment applications.



112mm Half Round 135° Angle

A practical, easy to install system with good flow capacity and pre-lubricated seals. A cost effective solution for both new build and refurbishment applications.



68mm Round 92.5° Offset Bend

Practical and easy to install.



68mm Round 112.5° Offset Bend

112.5° downpipe offset bend for 68mm system. Practical and easy to install.



68mm Round Shoe

To be used at the end of downpipe run to divert water away from the building. For 68mm system.



68mm Round Pipe Clip

Holds downpipe in place and supports the downpipe to the wall. Fixed at 1.8m centres.



112mm Half Round External Stopend

To be placed at the end of the gutter run.



112mm Half Round Fascia Bracket

To be spaced every 1m (maximum) along the gutter run.



112mm Half Round Running Outlet

To join two lengths of gutter together.



112mm Half Round Stopend Outlet

To be placed at the end of the gutter run.



68mm Round Pipe

2.5m / 5.5m

The original Round profile. Connects to most other metal or plastic systems using our extensive range of adaptors.



68mm Round Pipe Socket

For use with Half Round & Hi-Cap rainwater systems.



112mm Half Round Union Bracket

Joins gutter together. Pre-lubricated fitted gutter seal with good flow capacity and retaining clip system for fast user friendly installation.



68mm Round 67.5° Branch

High quality and easy to install.

HIGH CAPACITY



HiCap 115mm x 75mm Gutter (Black)

A semi-elliptical profile. High capacity - ideal for large roof areas.



HiCap 90° Angle (Black)

A semi-elliptical profile, ideal for large roof areas.



HiCap External Stopend (Black)

To be placed at the end of the gutter run.



HiCap Internal Stopend (Black)

To be placed at the end of the gutter run.



HiCap Fascia Bracket (Black)

To be spaced every 1m (maximum) along the gutter run.



HiCap Running Outlet (Black)

To allow water to disperse from the gutter into the downpipe.



HiCap Union Bracket (Black)

Joins gutter together. Pre-lubricated fitted gutter seal with good flow capacity and retaining clip system for fast user friendly installation.

ROOFLINE ANCILLARIES



Polytop Pins (White) Polytop Nails (White)

40mm
65mm

Headed pins and nails that are ideal for fixing Fascias and Soffits into timber joists.



Multi-Purpose Screw

5 x 30mm
5 x 40mm
5 x 50mm
5 x 70mm

Multi-purpose screws are ideal for use with a range of materials. Available in packs of 200.



Plastic Leaf Guard

This Universal Plastic Leaf Guard is sized 60mm - 125mm.

SILICONES & SEALANTS



Core Range offers an array of essential silicones, sealants, solvents, cleaning materials and adhesives to help you complete your project with a high quality finish.

SIG ROOFING



SILICONES AND SEALANTS



LMN Silicone (Clear / Brilliant White)

300ml

Ideal for sealing joints and perimeter pointing around all types of window and door frames. Various colours available and will be stocked according to the foil held in branch.



Pro Grab Adhesive (Black / Clear / White)

290ml

Instant grab adhesive based on MS polymer technology. It has initial bond strength double that of most other grab adhesives, therefore eliminating the need for secondary support on the majority of applications.



Superglue Activator

200ml

Super glue Activator is used for speeding up the cure time of cyanoacrylate super glue.



Superglue High Viscosity

50g

Cyanoacrylate adhesive provides high strength, rapid bond to plastic, rubbers, ceramics, wood, metal and most other surfaces.



uPVC Solvent Cleaner

1ltr

Solvent based product formulated to remove ingrained dirt from PVCu and most plastics. Also suitable to restore an "as new" look to old windows and plastic garden furniture.



Caulking Gun

Branches hold Caulking Guns that are suitable for a variety of cartridges sizes from 300ml to 400ml.



Heavy Duty Wipes

80 per tub

Wipes contain a high specification degreasing solution impregnated into 'ready to use' wipes. The degreasing solution will remove a wide range of contaminants such as oils, greases, waxes, tar, bitumen, wet paint and sealants.

GENERAL TOOLS & PPE



Whether it is a Pitched Roof project, or a Flat Roofing application, our Core Range offers a wide range of high quality tools, PPE and accessories to help you get the job done.



Cotton Dust Sheet

2.7 x 3.6m

100% cotton dust sheets made from a single woven sheet of fabric with no joins.



Long Series Drill Bit

4.0mm

Precision high speed twist drill bits. Fully ground in a bright finish.



SDS Drill Bit

6.0 x 210mm

SDS drill bits deliver speed, accuracy and durability.



Soffit Cutter

A specially designed High Speed Steel holesaw fitted with an integral arbor and replaceable pilot drill.



Dust Pan & Brush Set

Ergonomically designed Dustpan and Brush set.





Standard Ratchet Tie Down

Standard ratchet tie down; used for securing products on vehicles.



Hammer Tacker

Heavy duty steel construction hammer tacker with anti-slip soft rubber grip. Loads 2 full strips of staples.



Bass Broom Complete

450mm

Bass broom with 450mm head (18 inches) Heavy duty, suitable for outdoor use.



Mop/Broom handle

1200mm x 23mm

For use with our range of Broom Heads and Mop Heads.



Bungee Strap

1220mm

High quality 1220mm (48 inches) Bungee Cord / Strap provides an effective way of securing loose items.



16oz Claw Hammer Steel Shaft

Dual purpose general use hammer allows nails to be driven in and also extracted by the claw.



Scriber

This double tip Scriber is ideal for scribing laminates and tiles.



Economy Paint Brush

50mm, 76mm & 100mm

A range of standard flat paint brushes with wooden handles.



Slate Cutter & Hole Punch

Roof slate/tile cutters with spring loaded comfort grip handles.



Heavy Duty Blades

Hooked (Pack of 10)
Straight (Pack of 10)



Quality heavy duty hooked and straight roofing trimming blades.



Chalk Reel

30m

To achieve perfectly accurate chalk lines over long distances.



Chalk Refill

Blue 224g
Red 224g

Perfect for drawing on a wide range of surfaces.



Gas Refills

Replacement gas cylinder for the Oxyturbo lead welding and lead burning kit.



Oxygen Refills

Replacement oxygen bottle for use with the Oxyturbo welding kit.



Plastic Bucket (Black)

3 Gallon

Reinforced upper rim for extra strength.



2 Ply Paper Roll (White)

150cm

High quality 2 ply recycled tissue paper ideal as a general tissue wipe.



Gauging Trowel

180mm

Used for mixing mortar and applying small amounts in confined areas.



Pointing Trowel

150mm

Perfect for pointing and applying small amounts in confined areas.



Quality Scraper

75mm

Made from hardened, tempered steel with a hardwood handle.



Expansion Plug (Brown)

7mm

Universal plug to fix into any wall, ceiling or floor.



Roller Frame

230 x 45mm

Suitable for 230mm sleeve with 45mm inside diameter. Handle fits extension pole with screw in facility.



Rollerframe Fleece Sleeve

230mm

Replacement fleece sleeve for a paint roller.



Universal Hand Saw

500mm

All-round saw, perfect for cutting a wide range of materials.



22" Hand Saw For UPVC & Fascia

550mm

A hardpoint saw for cutting UPVC and hard plastics.



22" Universal Hand Saw

550mm

A fast cutting hardpoint wood saw perfect for use both along and across the grain.



Extra Cut Snips

Multi-purpose snips for most sheet materials.



Soft Feel Tape Measure

5m & 8m

Integrated belt clip and wrist band with impact absorbing rubber casing for better grip and comfort. Auto lock blade system with push release button and zero point magnetic end hook.



Stainless Steel Slate Ripper

600mm

Stainless steel flexible spring tempered blade and straight heavy handle with recessed grip.



Super Strength Rubble Sacks

Pack of 10

Heavy-duty rubble and refuse sacks. Suitable for a variety of uses.



Tarpaulin

3.5 x 5.4m

High strength woven plastic with seamed edges with metal eyelets.



Trimming Knife Fixed Blade

Trimming knife with fixed blade.



Trimming Knife Retractable Blade

Trimming knife with retractable blade.



Tar Brush

To paint tar along seams and joins for a quality waterproof finish, featuring a turned wooden handle.



Type 11 Staples

10mm (Pack of 2000)

12mm (Pack of 2000)

High quality, strong staples.

PERSONAL PROTECTIVE EQUIPMENT



Polyester Tool Pouch & Belt

Features a hammer sling, two screwdriver / pencil pockets and a large tool pouch. Made from high strength woven polyester.



Mini Gel Knee Pads

Mini Gel Knee Pads with air injected gel foam for increased comfort and longer life. Super lightweight design. Ideal for indoor and outdoor use. Complete with an adjustable elasticated strap.



Standard Build Grip Glove (Orange)

L & XL

Orange standard builders grip glove, latex coated, crinkle finish, polyester / cotton liner.



Smart PVC Coated Glove (Red)

Size 9 & 10

Red fully coated PVC 35cm gauntlet. Suitable for general handling, maintenance and assembly. Manufactured to EN388.



Nitrile Coated Glove (Black)

Size 9 & 10

100% Black seamless nylon liner 13 gauge. Solid nitrile coated to palms and fingers. Ventilated back for extra comfort. Manufactured to EN388.



The right products for the job



This brochure has been produced by the Marketing Department for SIG Roofing. All rights reserved. No copying by any means is permitted, except when permission is given in writing by SIG Roofing. This brochure contains manufacturers' product information that is reproduced by SIG Roofing in good faith, based on the latest knowledge available at the time of going to print. Whilst every effort has been made to ensure that the information is current and correct, as distributors SIG Roofing cannot accept responsibility for the application and specification data featured. Neither can we accept responsibility where the manufacturers' instructions have not been followed. We reserve the right to amend, withdraw or substitute these products at any time. CORE RANGE/06/16/V01



BRANCH LOCATION & TELEPHONE NUMBERS

ABERDEEN	01224 692000	HUDDERSFIELD	01484 653373	SCUNTHORPE	01724 854444
AYR	01292 262885	HULL	01482 574577	SHEFFIELD	0114 2434188
BATH	01225 483828	INVERNESS	01463 250318	SIDCUP*	0208 302 5451
BEDFORD*	01234 325283	IPSWICH*	01473 749621	SITTINGBOURNE	01795 843967
BIRMINGHAM	01213 273071	KENTISH TOWN	020 7485 1791	SLOUGH	01753 570526
BIRMINGHAM	01217 081515	KENTISH TOWN	020 7485 5550	SOUTHAMPTON	02380 365555
BIRMINGHAM	01215 239143	KILLINGWORTH	0191 2686627	SOUTHEND	01702 511158
BISHOPS		KINGS LYNN	01553 764202	ST HELENS	01744 611471
WALTHAM	01489 896544	KIRKCALDY	01592 654913	ST IVES	01480 467776
BLACKPOOL	01253 398376	LEATHERHEAD	01372 361600	STOCKTON	01642 677772
BOLTON	01204 523336	LEEDS	0113 2351441	STOKE	01782 274298
BOURNEMOUTH		LEEDS	01132 631263	STOKE	01782 577330
	01202 731867	LEICESTER*	01162 785262	STRATFORD	020 8536 5400
BRADFORD	01274 392433	LEICESTER	01162 778676	SWANSEA	01792 790272
BRIGHTON	01273 430444	LEWES	01273 488888	SWINDON	01793 613339
BRISTOL	01179 710085	LEYLAND*	01772 453939	TAUNTON	01823 323888
BRISTOL	01179 412412	LINWOOD*	01505 321122	TELFORD	01952 641161
BRISTOL	01179 663072	LIVERPOOL	0151 5212100	TORQUAY	01803 613212
BROXBURN	01506 857613	LUTON	01582 456177	TOTTENHAM	020 8808 6816
CAMBRIDGE	01223 245262	MAIDSTONE	01622 843399	TUNBRIDGE	
CARDIFF	02920 483939	MANCHESTER	01612 307712	WELLS	01892 515599
CHEAM	020 8337 9455	MANCHESTER	01613 203456	WALTHAM	
COLCHESTER	01206 877460	MIDDLESBOROUGH	01642 242753	CROSS	01992 624938
COVENTRY	02476 688754	MILFORD	01483 425828	WATERLOOVILLE	02392 258344
CROYDON	020 8689 0481	NEW CROSS	020 7358 0085	WIGAN	01942 615030
CROYDON	020 8686 6911	NEWARK	01636 611880	WORTHING	01903 201013
DERBY	01332 349155	NEWQUAY	01637 852660	YORK	01904 476319
DUDLEY	01384 472420	NEWTOWN	01835 823640		
DUNDEE	01382 833011	NORTHAMPTON	01604 765684		
EASTBOURNE	01323 500458	NORWICH	01603 487860		
EDINBURGH	01315 542554	NOTTINGHAM	01159 851400		
EXETER	01392 250323	NOTTINGHAM	01159 285999		
EXETER	01392 446001	OSWESTRY	01691 654551		
FINCHAMPSTEAD		OXFORD	01865 790303		
	01189 733788	PARK ROYAL	020 8507 4380		
FOLKESTONE	01303 226888	PETERBOROUGH	01733 345004		
GATESHEAD	01914 779474	PLYMOUTH	01752 509538		
GLASGOW	01415 565200	POOLE	01202 682491		
GLASGOW	01698 817428	PORTH	01443 681004		
GLOUCESTER	01452 521 347	PORTSMOUTH	02392 690214		
GRAVESEND	01474 532999	PORTSMOUTH	02392 671521		
GREAT		RAMSGATE	01843 592772		
YARMOUTH	01493 659991	ROMFORD	01708 754022		
GRIMSBY	01472 245667	ROMFORD	01708 377666		
HASTINGS*	01424 853099	ROTHERHAM	01709 835500		
HEREFORD	01432 273084				
HORSHAM	01403 270640				
HOVE*	01273 328640				

*Denotes small branches within our national network thus some Core Range items may only be available next day. Please check stock with the branch prior to making a collection visit.



Harding Way, St Ives,
Cambridgeshire,
PE27 3YJ
Tel: 01480 466777

Fax: 01480 290133

Email: info@sigroofing.co.uk
Web: www.sigroofing.co.uk