

## Pitched Roof Windows

Roof windows are available in a wide range of sizes, with accessories to match. We offer everything from terrace windows to smoke ventilation window systems. When selecting the size and type, there are various points to consider. These include the size of your loft, the existing roof construction and the floor area of the newly created room. A rough guide is that the windows should be at least 10% of the floor space, but more window area is often desirable. Current legislation states that certain loft conversions may require an emergency escape window and these are also available from your local branch.

**Also Available**

- Roof lights.
- Vertical Roof Elements.
- Roof Terrace Windows.
- Flashings for Windows.
- Combi Flashings.
- Interior Linings.
- Internal Blinds for Roof Windows.




## Ubbink

<b>Product:</b>	Dormer
<b>Application:</b>	Pitched Roof
<b>Sizes:</b>	1.5m, 2.4m, 3.6m
<b>Internal Finishes:</b>	GRP
<b>External finishes:</b>	GRP
<b>Glazing option:</b>	With or without window
<b>U-Value:</b>	0.25 W/m <sup>2</sup> K
<b>Roof Pitches:</b>	35-55 Degs
<b>Installation:</b>	Done in a day
<b>Accessories:</b>	Can be coated to roof colour




## Velux Roof Windows


<b>Product:</b>	<b>GGL centre-pivot - timber sash and frame.</b>
<b>Application:</b>	Versatile product. Can be used anywhere
<b>Sizes:</b>	C02 (55x78), C04 (55x98), F06 (66x118), M04 (78x98), M06 (78x118), M08 (78x140), P10 (94x160), S06 (114x118)
<b>Internal Finishes:</b>	TOPfinish - water based preservative/2 coat water based acrylic lacquer.
<b>External finishes:</b>	Grey aluminium profiles (PVDF coating - very resilient and colour fast)
<b>Glazing options:</b>	THERMO-STAR = 4mm float low-e /4mm toughened, PROTEC-STAR = 6.4mm laminated /4mm toughened low-e
<b>U-Value:</b>	THERMO-STAR: 1.4W/m <sup>2</sup> K, PROTEC STAR 1.5W/m <sup>2</sup> K (measured to EN 12567-2 for complete window)
<b>Roof Pitches:</b>	15° - 90°
<b>Installation:</b>	Unique patented corner brackets for fast and secure installation
<b>Accessories:</b>	Flashings, Blinds, electrical operation, Awnings, Shutters




<b>Product:</b>	<b>GGU centre-pivot - white polyurethane sash and frame.</b>
<b>Application:</b>	Resistant to humidity and condensation. Ideal for humid rooms
<b>Sizes:</b>	C02 (55x78), C04 (55x98), F06 (66x118), M04 (78x98), M06 (78x118), M08 (78x140), S06 (114x118)
<b>Internal Finishes:</b>	EVERfinish - 2 coat white polyurethane varnish
<b>External finishes:</b>	Grey aluminium profiles (PVDF coating - very resilient and colour fast)
<b>Glazing options:</b>	Obscure = 4mm obscure/4 toughened low-e, THERMO-STAR = 4mm float low-e /4mm toughened, PROTEC-STAR = 6.4mm laminated /4mm toughened low-e
<b>U-Value:</b>	1.5W/m <sup>2</sup> K (measured to EN 12567-2 for complete window)
<b>Roof Pitches:</b>	15° - 90°
<b>Installation:</b>	Unique patented corner brackets for fast and secure installation
<b>Accessories:</b>	Flashings, Blinds, electrical operation, Awnings, Shutters




<b>Product:</b>	<b>GHL top-hung - timber sash and frame</b>
<b>Application:</b>	Opens outwards without intruding into the room space
<b>Sizes:</b>	C04 (55x98), F06 (66x118), M04 (78x98), M06 (78x118), M08 (78x140), S06 (114x118)
<b>Internal Finishes:</b>	TOPfinish - water based preservative/2 coat water based acrylic lacquer
<b>External finishes:</b>	Grey aluminium profiles (PVDF coating - very resilient and colour fast)
<b>Glazing options:</b>	Standard = 4mm float low-e /4mm toughened, PROTEC-STAR = 6.4mm laminated /4mm toughened low-e
<b>U-Value:</b>	1.5W/m <sup>2</sup> K (measured to EN 12567-2 for complete window)
<b>Roof Pitches:</b>	15° - 55° (75° with the use of special springs)
<b>Installation:</b>	Unique patented corner brackets for fast and secure installation
<b>Accessories:</b>	Flashings, Blinds, electrical operation, Awnings, Shutters



<b>Product:</b>	<b>GPL top-hung Emergency escape - timber sash and frame</b>
<b>Application:</b>	Opens outwards without intruding into the room space.
<b>Sizes:</b>	M06 (78x118), M08 (78x140), P10 (94x 160), S06 (114x118)
<b>Internal Finishes:</b>	TOPfinish - water based preservative/2 coat water based acrylic lacquer
<b>External finishes:</b>	Grey aluminium profiles (PVDF coating - very resilient and colour fast)
<b>Glazing options:</b>	Standard = 4mm float low-e /4mm toughened, PROTEC-STAR = 6.4mm laminated /4mm toughened low-e
<b>U-Value:</b>	1.5W/m <sup>2</sup> K (measured to EN 12567-2 for complete window)
<b>Roof Pitches:</b>	15° - 55° (75° with the use of special springs)
<b>Installation:</b>	Unique patented corner brackets for fast and secure installation
<b>Accessories:</b>	Flashings, Blinds, Awnings



<b>Product:</b>	<b>GPU top-hung - white polyurethane sash and frame.</b>
<b>Application:</b>	Opens outwards without intruding into the room space. Resistant to humidity and condensation. Can be used for emergency escape
<b>Sizes:</b>	F06 (66x118), M06 (78x118), M08 (78x140), S06 (114x118)
<b>Internal Finishes:</b>	EVERfinish - 2 coat white polyurethane varnish
<b>External finishes:</b>	Grey aluminium profiles (PVDF coating - very resilient and colour fast)
<b>Glazing options:</b>	Obscure = 4mm obscure/4 toughened low-e, THERMO-STAR = 4mm float low-e /4mm toughened, PROTEC-STAR = 6.4mm laminated /4mm toughened low-e
<b>U-Value:</b>	1.5W/m <sup>2</sup> K (measured to EN 12567-2 for complete window)
<b>Roof Pitches:</b>	15° - 55° (75° with the use of special springs)
<b>Installation:</b>	Unique patented corner brackets for fast and secure installation
<b>Accessories:</b>	Flashings, Blinds, electrical operation, Awnings, Shutters



**Velux Roof Windows (continued)**

<b>Product:</b> GGL/GGU INTEGRA ElectricRoof Window. <b>Application:</b> (includes pre-fitted motor, with rain sensor and wireless remote control) <b>Sizes:</b> Single: C02 (55x88), C04 (55x98), F06 (66x118), M04 (78x98), M06 (78x118), M08 (78x140), P10 (94x160), S06 (114x118) <b>Internal Finishes:</b> TOPfinish - water based preservative / 2 coat water based acrylic lacquer, EVERfinish - 2 coat white polyurethane varnish. <b>External finishes:</b> Grey aluminium profiles (PVDF coating- very resilient and colour fast) <b>Glazing options:</b> PROTEC-STAR = 6.4mm laminated /4mm toughened low-e <b>U-Value:</b> 1.5W/m <sup>2</sup> K (measured to EN 12567-2 for complete window) <b>Roof Pitches:</b> 15° - 90° depending on roof material <b>Installation:</b> Unique patented corner brackets for fast and secure installation plus 240V power supply <b>Accessories:</b> Electrically operated blinds, awnings and shutters.	
<b>Product:</b> Conservation GGL Centre-pivot and GPL Top-hung emergency escape. <b>Application:</b> Installations in listed buildings or buildings within conservation areas <b>Sizes:</b> GGL: C04 (55x98), F06 (66x118), M08 (78x140). GPL:M08 (78x140) <b>Internal Finishes:</b> TOPfinish - water based preservative/2 coat water based acrylic lacquer <b>External finishes:</b> Black profiles and vertical glazing bar <b>Glazing options:</b> PROTEC-STAR = 6.4mm laminated /4mm toughened low-e <b>U-Value:</b> 1.5W/m <sup>2</sup> K (measured to EN 12567-2 for complete window) <b>Roof Pitches:</b> 15° - 90° depending on window type and roofing material <b>Installation:</b> Unique patented corner brackets for fast and secure installation, Recessed installation for slated roofs, Bespoke flashing for plain tiles <b>Accessories:</b> Blinds, electrical operation, Awnings, Shutters	
<b>Product:</b> Roof Terrace System <b>Application:</b> (includes windows, flashings and central support trimmer(s)). Combined roof and vertical window elements Creates a "walk-out" terrace <b>Sizes:</b> "Coupled"(158 x 245)," Triple"(238 x 245) <b>Internal Finishes:</b> TOPfinish - water based preservative/2 coat water based acrylic lacquer <b>External finishes:</b> Grey aluminium profiles (PVDF coating- very resilient and colour fast) <b>Glazing options:</b> PROTEC-STAR = 6.4mm laminated /4mm toughened low-e <b>U-Value:</b> 1.5W/m <sup>2</sup> K (measured to EN 12567-2 for complete window) <b>Roof Pitches:</b> 35° - 53° <b>Installation:</b> Unique patented corner brackets for fast and secure installation <b>Accessories:</b> Blinds, Awnings	
<b>Product:</b> Cabrio Balcony System (includes window(s) and flashings) <b>Application:</b> Creates an instant balcony from a roof window <b>Sizes:</b> "Single"(94 x 252), "Coupled"(198 x 252), "Triple"(302 x 252) <b>Internal Finishes:</b> TOPfinish - water based preservative/2 coat water based acrylic lacquer <b>External finishes:</b> Grey aluminium profiles (PVDF coating- very resilient and colour fast) <b>Glazing options:</b> PROTEC-STAR = 6.4mm laminated /4mm toughened low-e <b>U-Value:</b> 1.5W/m <sup>2</sup> K (measured to EN 12567-2 for complete window) <b>Roof Pitches:</b> 35° - 53° <b>Installation:</b> Unique patented corner brackets for fast and secure installation <b>Accessories:</b> Blinds, Awnings	
<b>Product:</b> Smoke Ventilation System <b>Application:</b> (includes GGL window(s), flashings, control system, motor(s), smoke sensor and break glass) Ventilation of smoke from escape stairs or corridors <b>Sizes:</b> S06 = 1m <sup>2</sup> ventilation area, M08 = 1.5m <sup>2</sup> ventilation area, "Single" S06 (114 x 118), "Coupled" M08 (166 x 140) <b>Internal Finishes:</b> TOPfinish - water based preservative/2 coat water based acrylic lacquer <b>External finishes:</b> Grey aluminium profiles (PVDF coating- very resilient and colour fast) <b>Glazing options:</b> PROTEC-STAR = 6.4mm laminated /4mm toughened low-e <b>U-Value:</b> 1.5W/m <sup>2</sup> K (measured to EN 12567-2 for complete window) <b>Roof Pitches:</b> 15° - 90° <b>Installation:</b> Windows as per GGL installation, Smoke ventilation system by competent person <b>Accessories:</b> Additional break glass and smoke sensors available	



## Tubular Skylights

Tubular skylights allow additional natural light to enter rooms that would not be possible with traditional skylights. They can be fitted in flat or pitched roof applications.

### Cox Building Products: Suntube

**Diameter:** 240mm  
**Material:** Highly reflective silver technology in the light tube (Silverlux specular silver).  
**Performance:** Up to 50% more light than similar products.

**Pack contents:**

- 3 x 600mm silver lux tubes.
- UV stabilised polycarbonate dome.
- Variable pitch adaptor.
- Flashing to suit concrete, terracotta, metal deck, slate or flat roofs.
- Ceiling ring and Luxmaster Décor lens.
- Angle adaptor.



### Ubbink: Solatube

**Diameter:** 300mm 350mm 530mm  
**Material:** Spectralight Infinity 99.3% reflective film

**Pack contents:**

- Polycarbonate roof dome.
- Top 0 to 30 adjustable angle with dome ring.
- Bottom 0 to 30 degree adjustable angle with ceiling ring.
- Condensation filter seal.
- Diffuser strips.
- Dome Spacers.
- Aluminium tape.
- Ceiling ring zip ties.
- Expansion joint seal.
- Fixings & fasteners.
- Installation Instructions.



### Velux: Sun Tunnel

**Application:** To provide natural daylight when roof windows cannot be used.  
**Sizes:** 460 x 460mm rooflight with 355mm diameter flexi or rigid tube.  
**Internal finishes:** Double glazed acrylic diffuser with white trim.  
**External finishes:** Black plastic/polyurethane.  
**Glazing options:** Single 4mm toughened glass with clear and clean coating.  
**Roof pitches:** 150-600 for tiled roofs. 350-600 for slated roofs.  
**Installation:** Rooflight is screw fixed to tile/slate battens.  
**Accessories:** Mahogany, brass and brushed aluminium effect ceiling trims, light kit, ventilation adaptor, extension sections.

