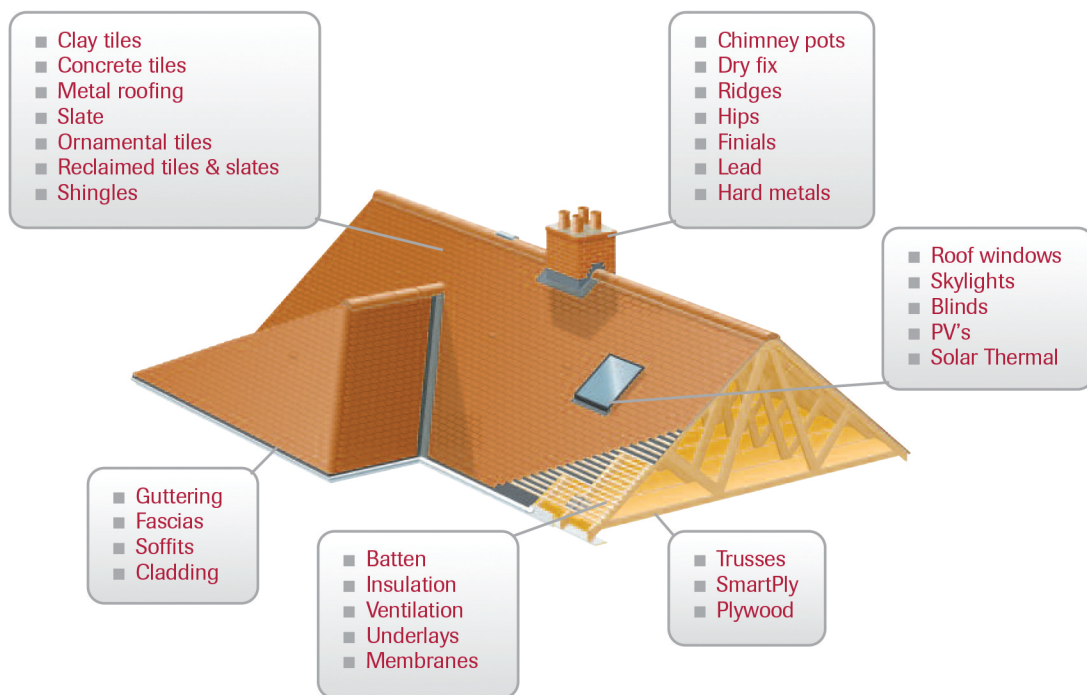


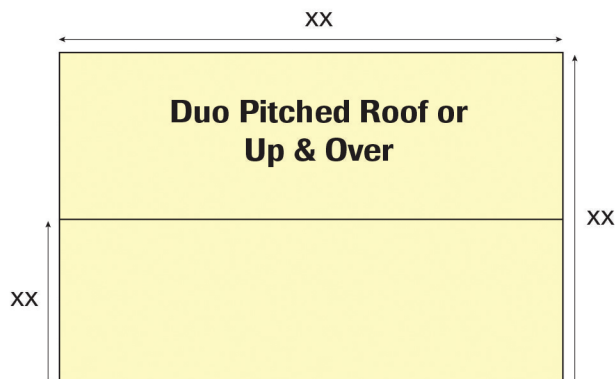
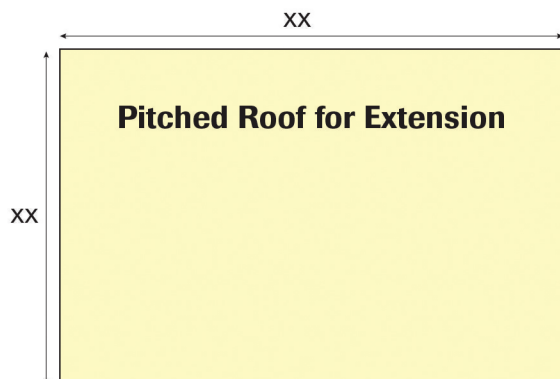
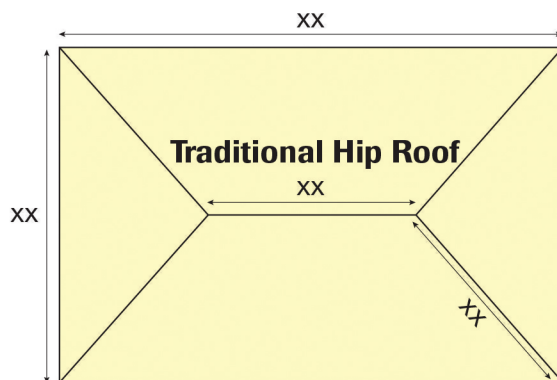
## Pitched Roofing Product Checklist



1. Select Roof Type from the diagrams and add dimensions as indicated (xx).
2. Select products required from the illustration above.
3. Name of manufacturer if known.
4. Colour required.

Profile Tiles in:  
 Concrete or Clay – 10 per m<sup>2</sup>  
 Plain Tiles – 60 per m<sup>2</sup>  
 Slate – 20 per m<sup>2</sup>

5. Checklist on reverse





- Roof Trusses
- Underlay felt usually Breather Membrane such as TIL=R. Sometimes Non Breather versions are required with specific ventilation at eaves/soffit and ridge
- Eave Protection such as Roofshop Eaves Tray
- Timber battens
- Batten nails
- Tiles in Concrete or Clay with a Profile or Plain finish – New & Re- Claimed
- Tile Nails
- Slate
- Slate Nails and Clips
- Ridges, Hips and Bonnets
- Dry Ridge and Dry Hip Fixing Systems
- Eave/Soffit and Ridge Ventilation
- Lead & Patination Oil
- Tile vents (usually required when non breathable underlay's are used)
- Velux Roof Windows and Flashing Kits
- Ornamental finishes such as Finials
- Chimney Pots
- Insulation when used between rafters
- Smartply/Plywood for decking and/or lining loft out
- Solar Panels
- Guttering & Drainage
- Fascia & Soffit
- Cladding for external walls