

INSIGHT

SERVING THE ROOFING INDUSTRY

FROM **SIG** ROOFING

rci 2017
THE NATIONAL
ROOFING CLADDING
& INSULATION SHOW

RCI SHOW GUIDE - SEE PAGES 17-20

FITTING PRODUCT INNOVATIONS



CONTENTS

INDUSTRY VIEW

High flyers	4
A concrete proposition	6
Can you 'Stump SR Timber' at the RCI Show?	8
Dry-fix roofing... on the verge of change	10

PITCHED ROOFING

You can count on concrete tiles	12
Concrete improvements	13
Modern character...and winning charm	14
EZ like a Sunday morning	16
Something in the air...	21
Roll with it	22
Nailed it	23
What a stud!	24

FLAT ROOFING

These roofs are made for walking	26
Think big!	28
Take it easy(seal)	30
The right solution for the job	31

INDUSTRIAL ROOFING

A cutting edge issue	32
Britains Best Cafe	9
RCI Show pull-out booklet	17
Contributors' directory	34
Competition	35
INSIGHT approved stockists	36

Product innovation

Advances in product development and working practices provide roofers the opportunity to work smarter whilst installing better quality roofs - helping them give their customer a more valued service.

It's estimated 9 in 10 home buyers in the last 5 years have relied on the internet as one of their main information sources, and 52% turn to the web as their first step¹. In fact, property related searches on the internet's biggest search engine, (you know who we mean) grew 22% year on year. Additionally, approximately one-fifth of estate agent related searches happen on mobiles, with search engine property related searches on mobiles growing 120% percent year on year².

The point is that things are changing at an ever-increasing pace - with new technology, products and services emerging on to the market all the time. Businesses that embrace those changes and find new ways of working put themselves at a distinct advantage over their

competitors and in pole position in the race for future business.

Roofing covers a huge range of technological areas; from the traditional handmade clay tile to advanced waterproof resins - with developments being made in all these areas all the time as companies strive to improve the ways in which we protect our buildings from the elements.



However, developments for developments sake often falls flat on its face, the Sinclair C5 is a prime example! However products that add a measurable value or benefit often succeed on their own merits. Dry-fix ridges for example, reduce the time it takes to complete a roof, aren't effected by adverse or winter weather conditions and are easier to maintain and replace.

For editorial enquiries please contact the editor at insightmag@sigroofing.co.uk

Any views and opinions expressed are solely those of the author and do not necessarily reflect those of INSIGHT magazine from SIG Roofing. All rights reserved. No copying by any means is permitted, except when permission is given in writing by INSIGHT magazine from SIG Roofing. The publication contains manufacturer's product information that is reproduced by INSIGHT magazine from SIG Roofing in good faith, based on the latest knowledge available. While every effort has been made to ensure that the information is current and correct, INSIGHT magazine from SIG Roofing cannot accept responsibility for the application and performance levels of the products featured. Neither can we accept responsibility where the manufacturer's instructions have not been followed. © INSIGHTmagazine 2017.



Non-tear roofing membranes have made the roof a safer place to work and with airtightness increasing in importance, these membranes and roofing contractors are an integral part of the process to achieve great sustainability and energy efficiency in our new and existing housing stock.

In this issue of INSIGHT we bring you the latest products from the leading manufacturers in the industry, specifically developed to help the local contractor find better ways of working and offer their clients something that little bit different. There's information on how drones are helping improve safety by reducing the need to work at height (page 4); how air barriers are developing to keep roofs airtight (page 21) and how liquid waterproofing systems offers a quick, safe and durable alternative to traditional built up roof systems (page 26) and much more.

Also, don't forget that the RCI show is on 1st & 2nd November at the Ricoh Arena in Coventry. To help you to get the most from the show, we have created a guide which details the exhibitors who are

attending the event, along with information regarding the lively debates, RIBA approved CPD seminars, presentations, demonstrations and advice. And thanks to SIG Roofing, you could win a ProDec aluminium hop-up platform! To be entered into the draw, just pull-out the RCI booklet in this magazine and take it to the SIG Roofing stand 'D1' (pages 17-20).

Read on and we're sure you'll find something new that you can start using to make your life easier, today.

(Sources: 1. Profile of Home Buyers and Sellers
2. Google Data)

Don't Forget...

You can flick to the back for a handy index of all our contributors and use our reader response card to make finding out more even easier.

IN THIS ISSUE:

- NFRC explains how 'piloting' a drone, reduces the risk of working at height
- SIG Industrial Roofing Centre explains cut edge corrosion & how to repair it
- Quicker & safer roof installation with Wienerberger's improved concrete range
- ONE Warranty from SIG Roofing extend their range of products

Case studies:

- Find out why SIGnature Clay Tiles was the perfect fit to restore a Grade II listed building
- Recticel's super-flat, high-strength insulation board - the ideal solution for Costco's giant warehouse

COMPETITION WINNER

Congratulations to our reader Tim Morris of TMR Roofing who is our latest competition winner!

Tim entered our INSIGHT issue 29 word search competition to win a valet pack!

We asked Tim why he reads INSIGHT and he told us: "I'm a sole trader and have a couple of trade contractors working for me and I've been reading INSIGHT for a few years. I like to sit down with a cup of coffee and read the magazine. It helps me to keep up to date with new products and I often send off for information using the reader response card...always learning! I've got a work van, so I'm going to give my son the valet pack for his car."

Have your chance to win a two-step ladder on page 35.

Our online home

Get a deeper insight into all things roofing at www.sigroofing.co.uk/insightmag

High flyers

The use of drones is increasing across the roofing industry as more companies use the technology to reduce the risk of working at height.



What better way to improve safety than to use a drone, also known as Unmanned Aerial Vehicles (UAVs) instead of sending someone up a ladder? When coupled with a high definition camera, these small, battery powered, remote controlled devices can take the strain and the risk out of surveying the roof, thereby saving you time and money and impressing your customers at the same time.

In fact, a growing number of companies are already using UAVs to capture images of defective roofs to show their customers. It's a great way to build trust and win work by showing clients close up images of the issues at hand. At a cost of a couple of thousand pounds or less, most commercial UAVs, cameras, gimbals and other paraphernalia are within economic reach for many contractors, meaning it's becoming more viable as time goes on.





There is now so much interest in UAV's from the roofing industry that the Government recently undertook a public consultation on their commercial use, the results of which will be available shortly. There is no question that technology such as this could be helpful to the industry, however, before you head out on site with your remote control at the ready, there are a few things to consider:

LICENSES

You'll need one. To fly a UAV commercially (essentially that is any activity in relation to roofing work you carry out using a UAV) you will require a licence from the Civil Aviation Authority (CAA).

PERMISSIONS

In addition to a license you also need to make sure you comply with the Air Navigation Order 2016, and in particular the Regulations surrounding the use of UAVs in congested areas. The order defines congested areas as being 'any area of a city, town or settlement which is

substantially used for residential, industrial, commercial or recreational purposes.' In other words, any area at all in a town or city! Basically, flying commercially in areas where people and buildings are present requires specific CAA permission. For multiple flights within a year, you might have to submit a full operating manual and individual risk assessments direct to the CAA before you get the go ahead.

LINE OF SIGHT

Another thing to consider is that any UAV you are flying must stay within your line of sight so you know the flight is safe as you can see it in action. Other methods to prove safe flight is adhered to, such as using a spotter with a radio, are also acceptable.

INSURANCE

Flying UAVs on a commercial basis also requires specific insurance, and proof to the CAA that the pilot has the required minimum technical competencies (assessed by one of the National Qualified Entities).

The recent increase in the use of drones means they are becoming more mainstream, with many agencies such as the Police, Search and Rescue and the Fire Service using them successfully. The construction industry is certainly getting up to speed with the technology too - the CITB (Construction Industry Training Board) recently funded flight training for an NFRC member and there is talk of them formulating an NVQ in conjunction with the UAV industry for a 'Roofing Pilot' qualification. This is good news, as a vocational qualification covering flight and operations and providing a link between technology and construction could have a positive effect in the recruitment of school and college leavers to the industry.

For more information on how the NFRC are working with industry partners to champion the use of drones and technology in roofing, visit www.nfrc.co.uk.




THE NATIONAL FEDERATION OF
ROOFING CONTRACTORS LIMITED

A concrete proposition



ONE Warranty from SIG Roofing has just got even better! It's been updated to include roof coverings from the UK's leading manufacturers - Marley Eternit, Redland, Sandtoft, Keymer and Russell Roof Tiles - giving customers even more choice and quality products to choose from when it comes to a single package warranty.

ONE Warranty covers the performance of the products used in the build-up of a pitched roof for 15 years under one single package warranty that is easy to use and understand, and all at no extra charge.



TAKING ADVANTAGE OF ONE WARRANTY IS SIMPLE



Visit www.sigroofing.co.uk/onewarranty and register	REGISTER
Receive membership welcome pack (including marketing materials)	MEMBER
Purchase and install the ONE WARRANTY products from SIG Roofing	BUY
Visit www.sigroofing.co.uk/onewarranty to register the completed job	APPLY
Receive ONE WARRANTY certificate	WARRANTY

The addition of coverings from Marley Eternit, Redland, Sandtoft, Keymer and Russell Roof Tiles includes their full range of concrete, clay and slate appearance tiles and fibre cement slates. Meaning that ONE Warranty includes a truly extensive product range, giving contractors, specifiers and property owners choice when it comes to the roof build-up product selection and the ability to have a single package warranty cover. With simple and secure protection against anything that might go wrong with the roof's products.

In addition to the inclusion of concrete, clay and slate appearance tiles and fibre cement slates, ONE Warranty now also includes Proctor's Roofshield breather membrane. As a result, contractors can enjoy an even wider range of products that are all of a high standard and highly sought after. It also means that they have choice when it comes to selecting the right covering for their project and still being able to take advantage of a single package warranty.

So not only will the property owner have peace of mind knowing their roof is covered, you can rest easy, knowing you're using top quality materials.

These latest products add to the existing coverings from industry leading SIGA Natural Slate, SIGA Heritage and SIGnature Clay Tiles, along with a range of market leading accessories including SR Timber's Premium Gold Batten, TIL-R's pitched roof underlays, and a wide range of flashings, fixings and ridges from ALM, TIL-R and Red Bank, to name just a few.

To take advantage of ONE Warranty all you have to do is register online at www.sigroofing.co.uk/onewarranty - you'll then receive membership details and marketing materials to use with your customers. Once you've purchased and installed the relevant products, you can easily register your project online for ONE Warranty to take effect.



You can take advantage of ONE Warranty and the full service provided by SIG Roofing with no additional costs, while enjoying a reduced and simplified administration process at the same time.

ONE Warranty now gives you the freedom to choose your preferred roof coverings for your customer's project and still have a single package warranty.

For more information contact your local SIG Roofing branch or visit: www.sigroofing.co.uk/onewarranty.

new products added...



and already includes:



Can you ‘Stump SR Timber’ at the RCI Show?

SR Timber is challenging visitors at this November’s RCI Show to ask them something they don’t know about roofing battens!

RCI
EXHIBITOR

The team on stand C11 aim to show visitors of the show at the Ricoh Arena in Coventry that there isn’t a thing they don’t know about timber roofing battens in a light-hearted quiz.

Jason Lumley from SR Timber is confident there won’t be a question about roofing battens that the team can’t answer - and in the unlikely event that a visitor does out-fox one of the team, he will buy them a bite to eat!

“We’re all really excited about attending the RCI Show, it’s an important event for our industry and a great chance for us to meet customers, both new and old. We’re taking a bigger stand this year, as we have a lot to tell people about and as part of our discussions around the planning, we got talking about our level of knowledge,” said Jason.

“When we added it up, between us, we have decades of experience in timber roofing batten, and we decided that there’s nothing we don’t know about roofing batten! And that’s where the idea to ‘Stump SR Timber’ came from.

Trying to Stump SR Timber will be good fun for visitors to the show - although it does heap a bit more pressure on us, as we’re now trying to think of the most obscure questions we could possibly get asked... we don’t want to get caught out!”



Trading Director Shaun Revill explained that Stump SR Timber will be good fun and a great opportunity to invite people onto the SR Timber stand at the show – however the challenge underlines a more serious point.

“There have been a lot of big changes in our industry over the past couple of years - with many changes being specific to roofing batten, and it’s actually been very beneficial for us because SR Timber has really come to the fore as an expert in timber roofing batten,” said Shaun.

“We realised how much of our time is spent as a business being a first port of call in providing a range of information and technical knowledge to individuals and organisations right across the industry, because this simply isn’t available elsewhere.

We’re really looking forward to the RCI Show and I’m looking forward to seeing people challenging Jason and the rest of the team whilst they try to Stump SR Timber. It’ll be a great benchmark of just how far the team and company have come from a company that started from scratch 12 years ago.”

So make sure you visit SR Timber at the RCI show, stand C11, and put their ‘expert’ knowledge to the test. Find out more about the show in our pull-out guide to getting the most from the RCI Show (see page 17).



Britain's Best Cafe 2017 to be announced...

Voting is over! After a record-breaking number of cafes joining the competition, the public have spoken and the winner of Britain's Best Cafe 2017 will soon be revealed.

Organised by SIG Roofing and supported by its 120+ branches across the UK, this year's competition has seen over 500 cafes compete for the title.

With a once in a lifetime trip to the stunning Caribbean island of Cuba up for grabs, cafes have been busy drumming up support to secure precious votes, from lobbying regular customers and campaigning in the local area to generating press coverage and social media activity. You may have seen the eye-catching selfie frames which have been an enormous success - cafe customers and workers alike have been inundating Facebook and Twitter with hundreds of wonderful, innovative and sometimes hilarious posed photos!

The support and encouragement shown by the British public towards their local cafes has been extraordinary and has resulted in an unprecedentedly close contest. SIG Roofing Marketing Manager Janine Brady was involved in last year's competition and has been impressed by the even bigger and better response to this year:

"We are delighted with this year's turnout and the number of cafes receiving some well-earned recognition. Many of our customers visit the same cafe on the way



to their local SIG Roofing branch or site, so it comes as no surprise that the same loyalty they show us has extended to the cafes who are competing for this award."

As the fun of the competition moves on to the excitement and suspense of the vote count, cafes all over the nation now face a nail-biting wait to see if they are crowned as one of 14 Regional Winners on October 16th. For the victors, the suspense doesn't end there! Three weeks later, on November 9th, the Regional Winners will gather at an awards presentation in London, where one lucky cafe will be crowned Britain's Best Cafe and look forward to jetting off to Cuba.

Did you vote for your favourite cafe this year? Keep an eye out on www.britainsbestcafe.co.uk for the Regional

Winners' announcement and see if your local cafe is named Britain's Best Cafe 2017!



Dry-fix roofing... on the verge of change

Every so often, a product comes along such as dry-fix roofing that can transform our way of working.

Following changes to BS 5534:2014, the days of mixing, carrying and using traditional sand or cement mortar bedding may well be a thing of the past.

Instead, more and more contractors are swinging towards dry-fix systems that require no mortar. With many benefits to be had, we ask if this method of fixing really does live up to its promises.

Dry-fix roofing or mechanical fixing, as it is often referred to, is the process by which the roof perimeter is secured or 'fixed' at the ridge, hip, and verge without the use of mortar. A dry-fix system typically uses screws, often stainless steel, to attach clamps between the joints of ridge tiles, ridges, hips and verges, clamping them to the roof. Beneath these screws are waterproof unions that catch any small amount of direct rainfall and disperse it sideways back onto the roof itself. The benefits of dry fixing versus mortar bedding are well documented, however here's a short summary:

SECURE FIXING

Inclement weather can severely affect the lifespan of mortar bonded ridge tiles. Dry fixing however (as long as it has been installed correctly) will not blow off under normal conditions, and given the increasing frequency and ferocity of stormy weather over recent years, this is a real bonus.



NO MAINTENANCE

Unlike mortar there is nothing to maintain. Over time, mortar mixes will degrade - and sometimes prematurely - with verges in particular prone to mortar failure.

VENTILATION

Dry fixing provides discreet ventilation of the roof space and helps to stop any harmful buildup of condensation.

High level roof space ventilation is often a requirement in new houses.

MOVEMENT

Dry-fix allows for all types of movement that a roof is exposed to. This can be as a consequence of vibration (near main roads or train tracks) or natural expansion and contraction. In addition to the mortar cracking, frost and rain can exacerbate the problem by exploiting any hairline cracks.



EASY INSTALLATION

Dry fixing is not at the mercy of bad weather as these products can be installed all year round - even in damp and frosty conditions. Equally, fixing is fast and simple - no more wasted time going up and down the ladder carrying mortar - and neither are specialist skills or tools required.

COST-EFFECTIVE

Dry-fix roofing is actually a faster installation method, therefore cutting down on labour costs. Also, it has none of the longer-term maintenance problems and costs associated with mortar bedding.

Dry-fix roofing, therefore, makes sense in so many ways, yet there are still issues surrounding this method of fixing.

Dry-fix products are not yet governed by a Product Standard, although this is soon to change. Therefore, whilst there is a wealth of dry-fix products already on the market, it can be difficult to ensure that they are all of the highest quality. It is hoped that the Standard will reduce any dramatic variations

in product performance and will provide confidence in fully tested products; enabling contractors' reputations and liability to be protected.

Until then, it pays to do your homework when selecting your products, especially since some suppliers have been quick to capitalise on the tendency to treat all dry-fix products as broadly the same. Hence, it's wise to only opt for quality products and efficient processes that will help avoid unnecessary delays and costly mistakes. Also, by only sourcing dry fixing products from a reputable supplier who will have conducted their own rigorous testing before and during manufacture, can true confidence in these products be guaranteed?

Other dry-fix issues that still need to be addressed include; water discharging down gable end walls where dry verge units are installed, the bottom verge unit disengaging, and some hip and ridge systems becoming disengaged from the roof structure.

With dry-fix roofing well on its way to becoming the most popular method of fixing in this country, it's important to get on board and stay one step ahead of legislation. Of course, with correct workmanship, fixing roof tiles with mortar still offers a long lasting, secure solution. Having said that, the best working practice can often fall down on-site, and the variable nature inherent with mortar can make inconsistencies inevitable; leading to problems in the future.

Over time, modern methods have replaced many traditional construction methods, and in the interest of best roofing practice, dry-fix roofing looks set to continue this pattern.

**For more information
please fill in the
reader response card**

ENQUIRY 1

You can count on concrete tiles

The new Natural Range of interlocking concrete tiles from Russell Roof Tiles are a greener and more cost-effective choice for pitched roofs than ever before.

Local authority planners and property owners are increasingly looking for green construction solutions...and ones that don't break the bank! That's why the technical team at Russell Roof Tiles created the Natural Range - a selection of thinner leading edge interlocking concrete tiles that look like natural slate, stone or clay and that won't burn a hole in your pocket.

Whether you're looking to recreate the appearance of either slate, stone or clay - each type of tile comes in a choice of colours and gives a fantastic finish to create a good looking traditional roof.

Getting on and off site quickly is a big thing for everyone, so having something that speeds up a job is good all round. The Natural Range is not only quick to lay, saving you time and money, they are also all made of up to 15% less raw material than a standard interlocking tile. That means they're a greener choice and are delivered to site in fewer batches, with less packaging.

Bute is one of the fastest selling tiles in the Natural Range for Russell Roof Tiles. It has an extended headlap (145 or 165mm), so



it looks like one of its small format cousins, while its double tile format has a mock joint giving the appearance of small tiles when laid broken bonded. Russell have also introduced three other thin leading edge concrete tiles, the Lothian, Moray and Polden to ensure you can find an appropriate alternative to traditional slate or clay.

All of this is no surprise - coming from a company that is the leading independent manufacturer of roof tiles in the UK and has been pioneering products for over 50 years. The new range also adds to Russell's exceptional green credentials as the only British manufacturer with an 'Excellent' rating for responsible sourcing.

If you want a good-looking traditional pitched roof that's easy and quick to install, whilst offering excellent value for money - then the new Natural Range from Russell is definitely a natural choice.




RUSSELL
ROOF TILES

**For more information
please fill in the
reader response card**

ENQUIRY 2

Concrete improvements

Thanks to Wienerberger's improved concrete range, roof installation is about to be made a whole lot easier.




The guys at Wienerberger believe in great product design. Their aim is to make your life on the roof as easy as possible which is why they've been working on improving their much loved range of concrete tiles and accessories.

CALDERDALE EDGE

For example, after spending time understanding how their Calderdale tiles were being used, it became clear that you liked them because they were user-friendly. Armed with this knowledge the company set out to build on this with the introduction of their Calderdale Edge product. They've redesigned the interlock for better laying and fitting and it's been developed so it now includes an improved nib, making it easier to handle, fit and load onto the roof. Not only this, but in terms of cost, this new product boasts greater coverage, adding better value and profit for you.

- Single channel interlock helps channel water away more effectively
- Improved interference fit enhances compaction strength at the joint when laid
- New modern nib provides a better hanging fit and delivers improved roof loading safety
- Designed using computer models, helping to predict strength across the tile in different conditions

You can still get the original Calderdale tile (renamed Calderdale Traditional) although they won't fit the new Calderdale Edge because of the new improved interlock. If you're doing refurb work you could consider re-laying the original product on one elevation and the new product on the other.



TLE CURVE

Another challenge we know you face is customer call backs due to the colour fading on concrete products. Due to launch in 2018, Wienerberger's new TLE Curve is set to eliminate this issue. Based on their trusted TLE tile, this latest update to their best-selling thin leading edge product brings new market leading features to the humble concrete tile. They've made it the most colourfast concrete product available in the market due to its Duracoat™ covering. This dramatically slows concrete fading with current field trials reaching 15 years plus without losing colour. The tile is also thinner, but with no compromise on strength, making it easier to load and lay.

- Discrete bullnose edge reduces the concrete biscuit visible along the leading edge, giving the appearance of a thinner tile
- Thinnest leading edge tile on the market with no compromise on strength
- Modern look (large format & flat)
- New interlock design

NEW CALDERDALE AND TLE TILE AND EAVES CLIPS

If you're tired of trying to hold clips in place while hammering then another exciting development to the concrete range has to be the introduction of the new Calderdale and TLE tile and eaves clips. Both the new clips grip onto the tile and hang in place independently, making the installation process much smoother; you don't need to hold them and hammer at the same time. They're also extremely strong - the new tile clip can hold the equivalent weight of 45 bags of sugar!

The new TLE clip:

- Quicker, easier, safer
- Nail is part of the clip and sits further away from the tile to aid right handed hammering
- New nail surface is smooth & will tap in much more easily
- Interlocking design locks onto the tile, eliminating dropping clips down the underlay

The secret to the success of Wienerberger's improved concrete range is that they've listened to the issues roofers have and then come up with solutions. The results speak for themselves.



For more information please fill in the reader response card

ENQUIRY 3

Modern character... and winning charm

Set in scenic Linlithgow, an ancient royal burgh in West Lothian, Paddockhall is a beautiful example of modern architecture where new design meets old traditional working methods.

The brief for this new-build project was for a contemporary home which would remain sympathetic to its historical surroundings, using traditional materials and complementing the natural beauty of the area. The homeowner had chosen a semi-rural location where they could enjoy the lovely countryside just outside Edinburgh, with enough space to allow them to pursue their car restoration hobby.

RCI
EXHIBITOR

CASE
STUDY





Architects and Conservation Consultants, Pollock Hammond Ltd were appointed for the design challenge, while construction was taken on by Falkirk house builder, Haldane Construction Ltd. The beautiful 1.5 storey design included an intricate turret which required specialist skills to lay the slate on this complex feature, and for the connection of the lead work to the slate detail. Haldane Construction chose experienced slater Andrew Rae & Son to ensure the best possible result. Together they needed to create the high-quality outcome required that would be guaranteed to last for many years, while creating an outstanding and traditional finish.

As all concerned had already worked with SIGA Natural Slate on previous projects they knew that SIGA 67 was the ideal covering for the extensive 300m² roof that would adorn the property and the adjoining garage. As an exceptional slate that exceeds the highest British Standards, it has been tested over and above the European norm (BS EN 12326) guaranteeing its quality and reliability. Part of SIGA's Specification range, each SIGA 67 comes with a number of key benefits,

which fitted the clients brief perfectly, including:

- Variable thickness to enhance the traditional Scottish look
- Fully traceable
- Tested to BS EN 12326:2014
- CE marked
- 75 year warranty backed by SIG Roofing, a FTSE 250 organisation

The entire project was completed within just eight months. The roof work took three months and was completed on time and within budget. The result is that Paddockhall is a stunning example of modern design and traditional materials working in harmony to produce great architecture. The contrast between the colour of the external walls and the blue/black hue of the slate is stunning. The careful selection of products has not only given an outstanding aesthetic to this new-build property, it has allowed it to be recognised as an exceptional building. Haldane Construction has received a prestigious Master Builder Award in the category of Best New Home at the Federation of Master Builders' (FMB) Scotland ceremony.

Uniquely, this awards programme requires that any project entered by the builder must be backed up by the homeowner, who was delighted with the outcome.

The SIGA Natural Slate range comprises of a vast selection of slates sourced from a wide range of quarries that meet your performance and aesthetic requirements. Whether it is a contemporary project or a heritage building looking to replicate traditional slates, SIGA Natural Slate blends beautifully in to the local environment. For more information please fill in the reader response card.

SIGA
Natural Slate

**For more information
please fill in the
reader response card**

ENQUIRY 4

EZ like a Sunday morning

Tyvek's new FlexWrap EZ makes it even easier to seal tricky penetrations in membranes and ensure airtightness.

As roofing contractors, we all know that airtightness is crucial - not only to comply with current UK Regulations and integrity of design, but also for sustainability, energy efficiency and your customers' comfort. We also know that often even minor improvements to tried and tested products can make a big difference to the way we work.

DuPont's new version of its Tyvek® FlexWrap tape is a great example. This has long been a useful piece of kit for contractors, as it's ideal for internal and external use and requires no other fixings - however it is now available in a narrower width of 60mm x 10m rolls, making it especially useful for roofing in tight or irregular locations. The clever 'concertina' design and premium butyl adhesive layer means the tape creates a highly effective seal around any irregular shape or complex joint. The durable Tyvek® top-sheet also offers protection from air and moisture ingress, is UV resistant, performs over a wide temperature range and allows for structural movement through its extendable construction.

What's more, it's easy and straightforward to apply - quicker to fit than many standard tapes - and compatible with most building materials, meaning it's ideal for use around areas that can be a real headache, such as:

- Soil stacks (SVPs)
- Chimney corners
- Roof windows
- Cable connections to roof mounted aerials/satellite dishes, etc
- Behind roof coverings

You can also use it for a range of challenging areas internally, including:

- Sealing AVCLs
- Around wiring (ceiling lights)
- Ventilation ductwork
- Corners of roof windows (room-in-roof)
- Loft hatches (cold roofs)
- Joist and rafter penetrations



Tyvek® FlexWrap EZ is also the perfect partner for Tyvek® Supro breather membrane for roofs as demonstrated in recent airtightness testing at BRE (Building Research Establishment). When the tape was used with other Tyvek® membranes and AVCLs fitted to a specially built structure, this dynamic duo was instrumental in achieving results well below the exacting Passivhaus Standards (a rigorous, voluntary Standard for energy efficiency in buildings), which was an outcome that impressed the BRE themselves.

It may be only one small part of a roofing project, but the quality of the tape you use can make all the difference. Using the expandable, curve-able Tyvek® FlexWrap EZ will ensure an air and watertight roof - with the added bonus of peace of mind for you and your customers.



Tyvek.

**For more information
please fill in the
reader response card**

ENQUIRY 5

rci 2017

THE NATIONAL
ROOFING CLADDING
& INSULATION SHOW

COURTESY OF



1ST & 2ND NOVEMBER 2017, RICOH ARENA, COVENTRY

Your guide to getting the most from the RCI Show 2017

- Over 120 exhibitors
- 18 RIBA approved CPD seminars
- Lively debate each day
- Presentations from industry experts
- Live demonstrations
- Advice



“The RCI exhibition is a fantastic opportunity to support the roofing, cladding and insulation industry. The Rio team look forward to attending the event and discovering up-to-date news and the latest industry innovations.”

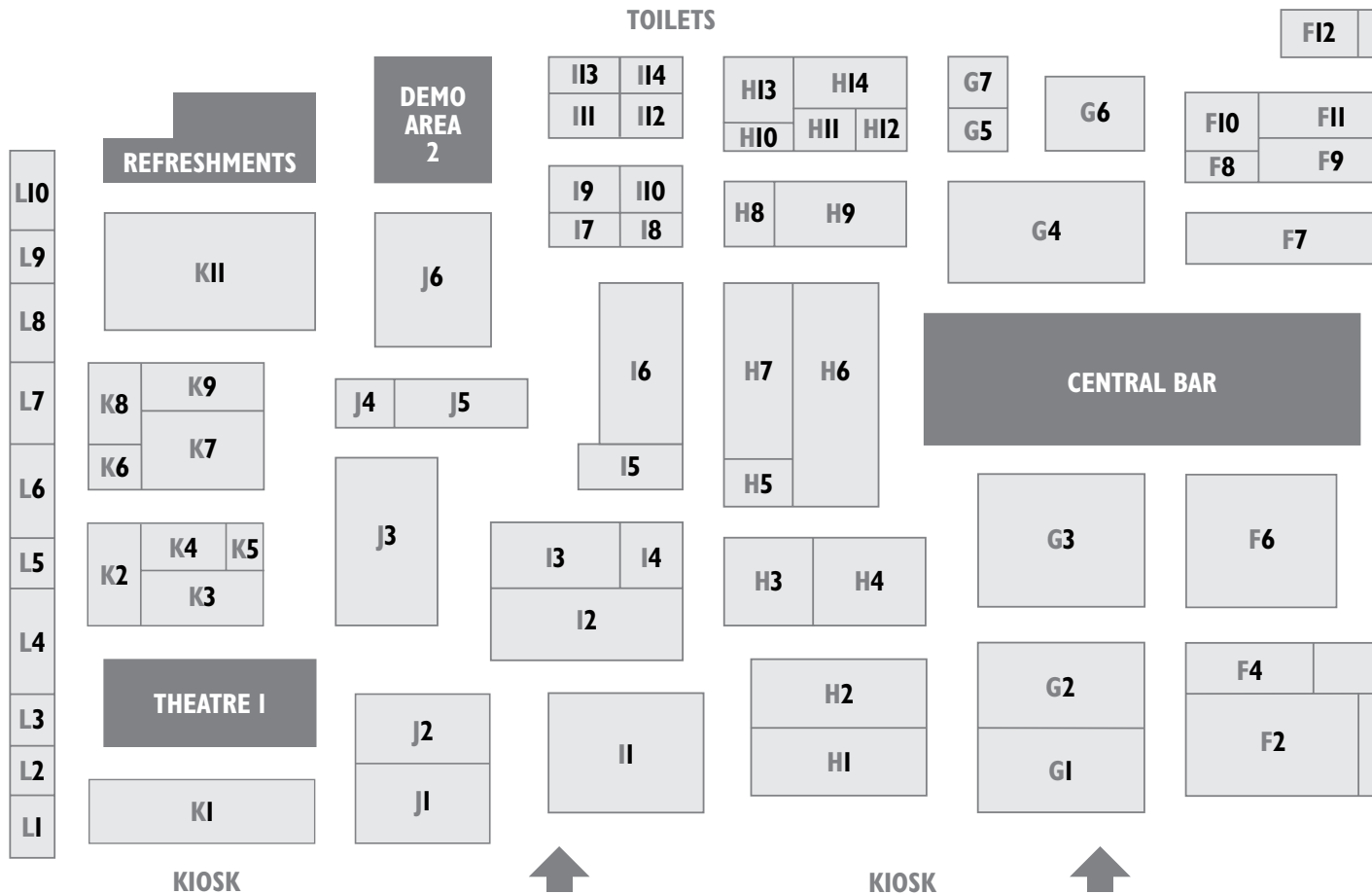
Ian Deacon (Managing Director)
Rio Asphalt & Paving Co Ltd

WIN A HOP-UP PLATFORM!

(see page 20 for details)

FREE PARKING • FREE BREAKFAST • FREE LUNCH

Register for your FREE tickets and find out more about the RCI Show 2017 at: www.rcishow.co.uk



A PROCTOR GROUP - G6
 A & A MELTERS - J4
 ABET - K3
 ADHEX - L1
 AMPTEAM - K8
 ARMADILLO NOISE & VIBRATION - B1A
 ASH & LACY - J1
 ASSOCIATED LEAD MILLS - C8
 BEMO UK - J3
 BILCO - C9
 BLM BRITISH LEAD - B5
 BRIANZA PLASTICA - F11

BRITANNIA PAINTS - F4
 BRITISH BOARD OF AGREEMENT - K6
 BUCKLEYS - A2
 BUILDING INNOVATION - H9
 BUILDING PRODUCTS MAGAZINE - F10
 CASTLE COMPOSITES - L6
 CEMBRIT - E8B
 CLADDING COATINGS - I10
 CLADSPRAY SOLUTIONS - A7
 CLEAR AMBER - I2
 CREST BRICK AND SLATE - C2
 CROMAR BUILDING PRODUCTS - B2

CTF INSULATION - I12
 DALES FABRICATION - E8
 DALLMER - B7
 DANOSA - G1
 DOVE TECHNOLOGY - H3
 EAGLE INSULATIONS - I3
 EAGLE VIEW - D8
 EASY-TRIM - E9
 ECOLOGICAL BUILDING SYSTEMS - E12
 EJOT - G4
 ENGINEERING EDGE SINGAPORE - L10
 EZ ROOFS - C1

FILON - I5
 FIRTH STEELS - F7
 FIXFAST - I1
 FIXING POINT - D4
 FLEX-R - C10
 FM APPROVALS - H11
 G&B NORTH WEST - G2
 GIROMAX - I9
 HAMBLESIDE DANELAW - I13
 HEMSEC PANEL TECHNOLOGIES - H12
 HS BUTYL - F6
 IKO - K1

IMPERIAL WATERPROOFING SYSTEMS - K4
 IOR - H10
 IPEX EUROPE - D2
 ISOCCLAD - B4
 JABLITE - G3
 JONES AND SONS PEST SUPPLIES - F8
 JORSIDE - K7
 KINGSPAN - JAGUAR LOUNGE
 KISO - C3
 KIWA BDA - L2
 KLOBER - E3
 KNAUF INSULATION - H2

KYTUN UK - A9
 LANCASTRIA GR
 LEAD SHEET ASS
 LEADDEX - E1
 LOHMANN TECH
 LRWA - G5
 MAK FASTENERS
 MANTHORPE BU
 METAL Solutio
 MOY MATERIALS
 NEW GUARD CO
 NFRG - K9

INTRODUCTION

The National Roofing, Cladding & Insulation show once again will be staged at the Ricoh Arena, Coventry, on the 1st and 2nd November. It's FREE to attend, with FREE parking, early birds will receive a FREE coffee and bacon roll courtesy of SIG Roofing and also a FREE lunch.

With over 120 exhibitors operating across the roofing, cladding and insulation sectors, lively debates, RIBA approved seminars, live demos, presentations, RCI can guarantee there'll be something new for you to look at...

See, feel and try hundreds of roofing, cladding and insulation products all under one roof!

LIVELY DEBATES

Wednesday 1st November Skills Shortages & Apprenticeship Schemes

Roofing, like many sectors of construction, is suffering from a skills shortage. These presentations will look at the issues this brings for the market and what can be done to overcome the problem.

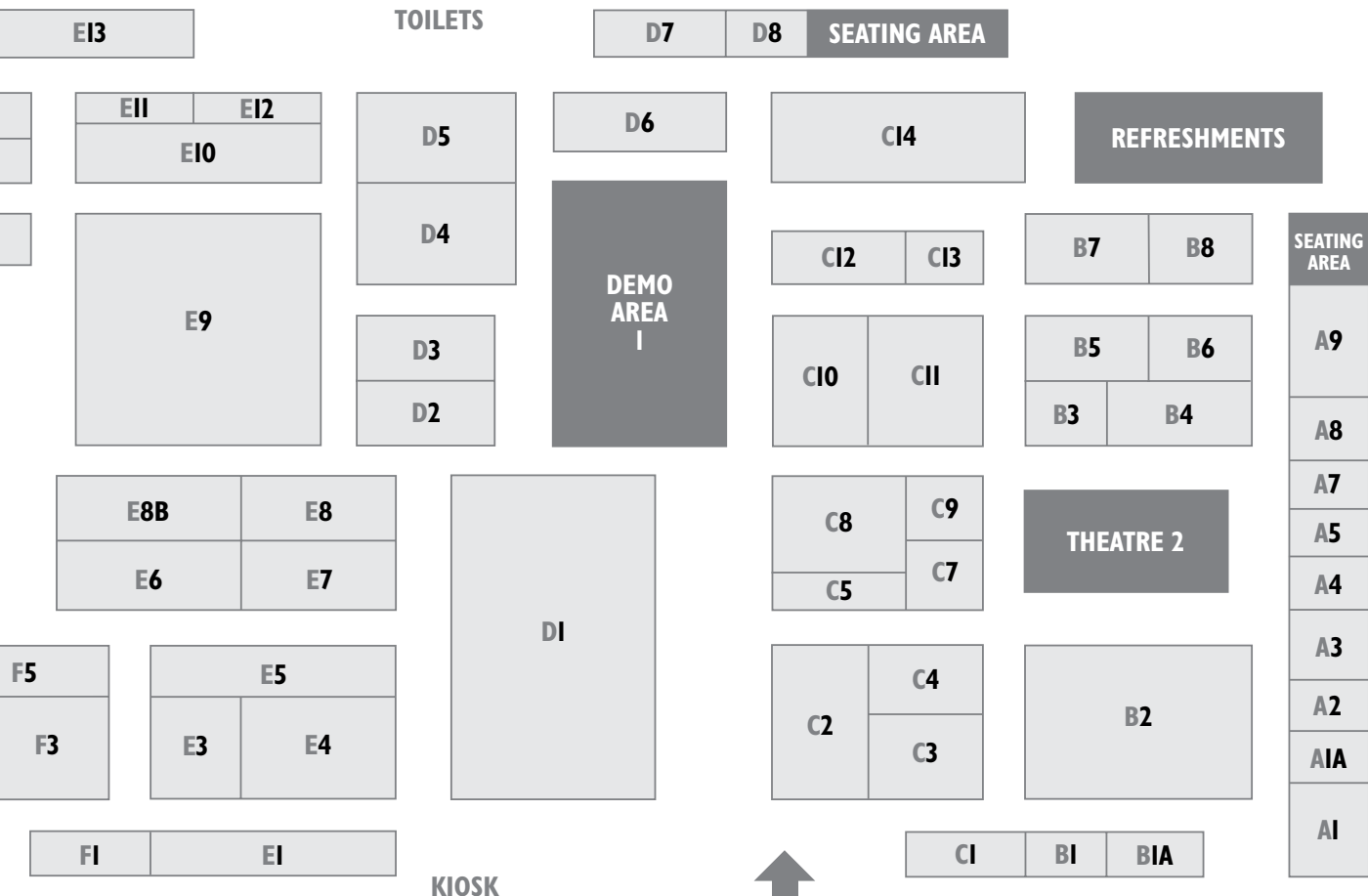
Thursday 2nd November Fire Safety and Prevention

This debate will focus on raising standards and ensuring best practice is met on all roofing and cladding projects, especially with regards to fire safety when working on high-rise buildings.

RIBA APPROVED CPD SEMINARS



Run over both days, the 18 RIBA approved CPD seminars and theatres from leading manufacturers will cover a wide range of new products and materials, legislation, to developing within the market.



KIOSK

- GROUP - H7
- BUILDING - B6
- TECHNOLOGIES - D7
- PRODUCTS - H1
- BUILDING PRODUCTS - D5
- PRODUCTS - J6
- PRODUCTS - H6
- PRODUCTS - E11
- NOVIA - C5
- ONDULINE - F9
- PENNINE MANUFACTURING - B3
- PERMAVENT - K2
- PLASTIC EXTRUDERS - I11
- PLYTECH UK - H8
- POLYGLASS - L4
- POLYROOF PRODUCTS - C12
- PREFA - K11
- QUINN BUILDING PRODUCTS - F5
- QUINN GLOBAL UK - L8
- QUINGDAO HUIRUN NEW MATERIALS - K5

- RES-TEC - L5
- RILCO - E10
- RINUS ROOFING SUPPLIES - A5
- ROCKWOOL - I6
- ROOFING CLADDING & MAGAZINE - A1
- ROOFING CLADDING METALS - J5
- ROOFING INDUSTRY ALLIANCE - A8
- RUST-OLEUM - C13
- RYNO - F3
- SAFETY WORKS AND SOLUTIONS - H5
- SHERWIN-WILLIAMS LTD - J2
- SIEVERT UK - I7

- SIG ROOFING - D1 + B1
- SLATESCAPE - L9
- SOPREMA UK - H4
- SPRA - G7
- SPS ENVIROWALL - I8
- SR TIMBER - C11
- STEINEL UK - D3
- STYRENE PACKAGING & INSULATION - E4
- SUNDOLITT - D6
- SUPERGLASS - L3
- SURESPAN - I4
- TEXSA - E5

- TLX INSULATION - L7
- TOWERFLEX WATERPROOFING - C7
- TRAMEX - A4
- ULTRAFLEX - F12
- UNIVERSAL SAFETY SYSTEMS - E13
- VRF EUROPE - E7
- WABIS ROOFING ACCESSORIES - B8
- WELWYN TOOL GROUP - H13
- WESTWOOD LIQUID TECHNOLOGIES - C4
- WHELAN PLANT - F1
- WHITESALES GROUP - F2
- WIENERBERGER - DEMO AREA 1

- WILLIAM SMITH & SONS - A3
- WONDERBUILDS - A1A
- XTRATHERM - C14

PROVED MINARS



The RCI Show will hold seminars across two seminar areas showcasing leading manufacturers working on everything from materials, regulations and best practice methods

LIVE DEMONSTRATIONS



There are two dedicated demonstration areas situated at each end of the hall showcasing live demonstrations from the following industry leading manufacturers - FLEX-R, Moy Materials, Wienerberger, Polyroof and Metal Solutions. This is a great chance to see and try out some of the new products and systems released into the market.

PRESENTATIONS

The RCI Show will stage two presentations:

Hosted by **Jim Hooker, Technical Director** at **SPRA** (Single Ply Roofing Association is the trade association representing the UK's single ply roofing industry), he will be discussing recently published crucial new guidance and the launch of a new training and membership initiative.

Industry expert **Dusty Gedge, President European Federation of Green Roof Associations** will be reviewing the green roof market, focussing on the quantity and quality of green roofs and where the focus of activity currently is. Dusty will also outline a potential road map for increasing and changing the distribution of activity of the market in the coming years.

WIN!! A HOP-UP PLATFORM



To enter the draw, simply fill in the slip below and bring this pull-out booklet to the SIG Roofing stand D1.*

"What a fantastic event in 2016. It's such a great mix of exhibitors and speakers - that's one of the reasons I'll be bringing my team to the RCI Show 2017"

Gary Wilburn (Proprietor) **HPW Architecture**

*Prize draw Terms & Conditions

Entry to the prize draw is restricted to one entry per person. Multiple entries will be disqualified. Competitions are open to UK residents only unless otherwise stated. Winners will be chosen at random from all valid entries. Winners will be contacted via email. The competition will run 1st & 2nd November 2017. SIG Roofing is compliant with the data protection act. Our policy is such that we will not pass on your details to any third party without consent.

Name:

Company Name:

Company Address:

.....

Email Address: Enter me into the prize draw*

Telephone: Sign me up for INSIGHT magazine

In addition to INSIGHT SIG Roofing would like to send you more information about our products, services, benefits and offers. If you would like to be kept up to date, please tick the relevant box below and tell us how you'd like to be contacted. You can choose more than one option and this is how we will keep in touch with you from now on.

Please send me information about your products, services, benefits and offers via the indicated methods below:

Email Text Post Phone

Please note other businesses that are part of the SIG Group will not use your personal data for marketing purposes unless you specifically inform them of your marketing preferences. You have the right to withdraw your consent at any time from receiving marketing communications by visiting www.sigroofing.co.uk/tell-us-how or emailing: dataprotection@sigplc.co.uk

FREE PARKING • FREE BREAKFAST • FREE LUNCH

Register for your FREE tickets and find out more about the RCI Show 2017 at: www.rcishow.co.uk

Something in the air...

A new development in air barrier technology makes life easier for roofers.



Air barriers (or vapour control layers as many call them) have become increasingly common, as standards affecting new build have risen and roofing upgrade work has brought greater demand for energy efficiency in older buildings. To achieve high performance in either situation, a well-sealed ceiling is essential.



For this reason and with the increasing popularity of airtightness, the arrival of Wallint® solar - with its new combined reflective air barrier and vapour control layer, couldn't have come at a more opportune moment for contractors. You can apply it in most roofing situations, so whether you're working over the ceilings of a loft conversion, or in cold roof specifications it's ideal. It also gives you the opportunity to win additional work by making walls airtight, even in timber frame buildings.

In conjunction with specialist Klover airtightness tapes and sealants Wallint solar® is ideal for energy-efficient construction.

- Vapour resistance of over 500 MNsg - which far exceeds the British Standards Code of Practice for the design of ceiling airtightness in pitched roofs BS 9250:2007, requiring a minimum performance of 250MNsg)
- Greatly reduces heat loss
- Helps improve U-values
- Prevents large volumes of water vapour entering the roof space during a building's critical drying out period

using a tape such as Permo® TR and where pipes pass through the barrier you can make a perfectly airtight seal using a Klover Pipe Sealing Collar with the same tape. For refurb, lay the barrier vertically, either from ridge to eaves or vice versa, allowing small sections of the roof to be worked on without restricting other trades.

Knowing how to install air barriers and the accessories used with them will make even complex roofing designs simple. With the right VCL (vapour control layer) combined with Klover's range of airtightness tapes and sealants you have the appropriate products to make airtight roofing solutions.



If you want to use a non-reflective air barrier you can opt for Wallint 50 instead and use it in exactly the same way. Both products couldn't be easier to use and if you're a regular installer of underlays, they won't give you any problems. At either edge of the roof area you simply need to leave a 150mm overlap to allow the air barrier to be sealed to adjoining walls. To fix to rafters and ceiling joists just use corrosion-resistant roofing staples. Laps are sealed

KLOBER

Professional roofing accessories

**For more information
please fill in the
reader response card**


ENQUIRY 6

Roll with it

Marley Eternit launches new Lead Replacement Roll to save roofers time and money.

The ongoing loss of skills in the roofing sector, as a result of the labour shortage and ageing workforce, means there is a clear need for manufacturers to develop easy-to-fix products. Marley Eternit's new Universal Lead Replacement Roll has been developed as a time saving solution that doesn't require specialist fitting skills. The new roll has excellent aesthetics and rigidity while also being easy and quick to install.

During the development process for the new dry fix product, Marley Eternit carried out extensive installation tests on various roll materials, before selecting the one with the highest adhesive performance and flexibility.



As a result, the new Universal Lead Replacement Roll has a number of key advantages that make it a great choice for contractors:

- Butyl adhesive backing
- Ultra-sticky
- UV and age resistant
- Ensures a quick and secure fix
- Manufactured from creped coated aluminium
- Reinforced with metal grid for strength and rigidity
- Can stretch up to 60% to mould around even the deepest profile tiles
- Up to 80% lighter than more traditional options

You can buy the new Universal Lead Replacement Roll individually or as part of

a full roof system. It's a valuable addition to Marley Eternit's existing comprehensive accessory range, including universal dry verge, underlays, GRP valleys, roofing battens and much more.

As well as being a cost-effective solution, the lightweight nature of the new Universal Lead Replacement Roll makes it easy to handle, helping to reduce health and safety risks.



**For more information
please fill in the
reader response card**

ENQUIRY 7



Nailed it

TIL-R has introduced a new product in its fixings range that certainly packs a punch...the new TIL-R Nail Fuel Pack!

TIL-R are renowned for producing products that are designed to meet the highest standards of usability, quality and price. In short, they give you the right solution for the job and a product you can trust. That kind of innovative approach, where a company really looks at what contractors need to improve efficiency, means it should come as no surprise that with their new Nail Fuel Packs, TIL-R have delivered the goods yet again.

Time saving working methods are important on any construction project and TIL-R are always looking for ways in which they can help make improvements. The new Nail Fuel Packs offer the ideal solution for fast and reliable fixing, saving you time and helping you comply with BS EN 14592:2008 + A1:2012.



The packs contain 34° clipped head strip nails in a variety of diameters and lengths and also come with two or three gas fuel cells to work with the majority of gas tools.* This is a key point as many nail fuel packs are designed only to work with one or two specific gas tools, however, TIL-R Nail Fuel Packs are universal*, thereby helping you to complete your project efficiently and in good time.

- Available in either electro galvanised or hot dipped galvanised zinc coatings to protect against corrosion
- Ring, screw or smooth finishes
- CE marked
- Circular ring shank D-head nails are made from non-alloy wire rods in accordance with EN 10016-1 to 4 and have a tensile strength in accordance with EN 10218 to a minimum of 700N/mm²

The nails fix together wood based structural members exposed to Service Class 2 and Service Class 3 design environments making them ideal for timber framing, sub flooring, roofing, sheathing, decking and fencing.

For added peace of mind, these nails come with a 15-year warranty, which is an industry first. Most nails are only guaranteed for one to two years at most, however TIL-R's nails are guaranteed to last for many more. TIL-R Nail Fuel Packs are also part of



* Fuel cells are not compatible with Paslode IM360i

SIG Roofing's ONE Warranty, which is designed to provide peace of mind to the property owner that their product performance is well protected and to make roofing contractors' lives as simple as possible, while giving them a competitive edge.



For more information please fill in the reader response card

ENQUIRY 8

What a stud!

SIGnature Clay Tiles handmade Holmbury Blend helps restore a Grade II listed building dating from 1530 back to its former glory.



Woodmans Studd is a glorious privately owned home in Dial Post, a picturesque hamlet near Horsham, West Sussex. Originally built as a farm in 1530, it became a residential property in the 1900s and is registered as a Grade II listed building.

THE PROJECT

The existing roof, fitted with a mixture of tiles including peg tiles, was in poor shape and slipping rotten battens were causing leaks. The homeowner was looking for a roof covering that would last for many years, while keeping the original character and beauty of the home. As a Grade II listed building, the new roof covering also had to be approved by the local council to ensure that the new roof would preserve the original aesthetic of the property.





THE SOLUTION

The roofing contractor, Jon Hilden from Heritage Roofing and Restoration Ltd recommended a handmade SIGNature Clay Tile - Holmbury Blend. He thought it would be a perfect fit for the project and had used this particular tile before on many other listed buildings in order to meet listed building requirements.

SIGNature's Holmbury Blend Clay Tiles have beautiful orange and red undertones, with a naturally blended appearance that closely matched the original peg tiles; every tile is handmade and thus individual in both size and colour, giving an authentic roof finish which met the requirements of the local council and exceeded the expectations of the home owner.

The 430m² barn hip style roof with a catslide consisted of intricate detailing that required both skill and patience to complete. As the roof had a number of valleys and bonnets, plus seven hips in the structure, the tiles had to be cut very carefully. The tilt fillets had to be replaced because they were rotten and the need for new chimney stalks added further complexity and time to the project.

THE RESULT

This intricate project was completed on time and in budget, taking four weeks in total. As SIGNature Handmade Clay Tiles have a 30 year warranty, the owner of this beautiful home has complete peace of mind that the roof will last for many years to come.

SIGNature's Holmbury Blend Clay Tiles have helped restore Woodmans Studd to its former glory with a stunning new roof which will adorn this magnificent home for decades.

SIGNATURE^S
CLAY TILES

**For more information
please fill in the
reader response card**

ENQUIRY 9

These roofs are made for walking

The Vulkem Quick Liquid Waterproofing system delivers flat roofing that's made for feet!



Flat roofs are the perfect multitaskers. As well as keeping rain out and heat in, when designed to deliver both sustainability and versatility - they can provide an aesthetically attractive amenity space, mechanical services, water and energy collection and more.

Regular access to the roof means that the right waterproofing system must be chosen for the job in hand. That's where products like the good looking, durable, liquid waterproofing systems specially engineered for pedestrian traffic areas come into their own.



Exclusive to SIG Design Technology is the Vulkem® Quick Walkway and Terrace System range of fast-curing liquid waterproofing, which has been specially designed to withstand the rigours of regular footfall for areas in continuous use and where access is required, such as:

- Commercial walkways
- Apartment blocks
- Social housing
- Hotel outside dining
- Sports stadiums
- Balconies
- Terraces
- Pedestrian bridges
- Entrances and exits
- Staircases

On site, Vulkem Quick has impressive practical credentials as its high-tech

formulation means that the fast curing, finished system is rapidly ready for use and you can also apply it during the winter period at very low temperatures. It's also resistant to rain an hour after curing.

Vulkem Quick at a glance:

- Fast curing with only 30 minutes needed between coats
- Can be applied at very low temperatures
- Highly durable and slip resistant
- Excellent crack-bridging even at temperatures below 0°C
- Aesthetically appealing
- Versatility means you can apply to old or new substrates of concrete, tiles, metal, wood, etc.
- Seamless finish maintains waterproofing integrity
- Solvent free





If you're interested in the **Vulkem Quick Liquid Waterproofing system**, you can join **SIG Design Technology** on a **one-day installation training course** in their **Cambridge facility**. On the day you'll cover all the **basic applications and finishes** and be ready to add this **highly versatile, easy-to use system** to your repertoire.



There are four system elements:

- Primers for both tiles and concrete
- Membranes for horizontal surfaces and slopes plus reinforcing fabric
- Additives to initiate the primer curing process
- Decoration - four aesthetically attractive finishes:
 - Uni Colour
 - Partly Flake
 - Full Coloured Flake
 - Quartz Anti-Slip System

Once installed, you simply seal Vulkem Quick with a quick-clear, colourless topcoat.

Vulkem Quick is a unique fast curing liquid waterproofing system specifically created for areas with frequent pedestrian traffic and can last for years to come.

To find out more about Vulkem Quick or the one-day installation training course, please fill in the reader response card.

SIG DESIGN TECHNOLOGY

**For more information
please fill in the
reader response card**


ENQUIRY 10

Think big!

Leading PIR manufacturer, Recticel Insulation, provided the super-flat, high-strength roof insulation board for Costco's giant new warehouse in Wembley.



The Costco store occupies a huge site close to England's beloved national football stadium. For the building's enormous flat roof, architects Broadway Malyan, in conjunction with main contractors, JF Finnegan, needed insulation that handled as well as it performed. In addition, for such a massive space, they also required something with superb consistency of thickness - Recticel's Eurothane Eurodeck more than fitted the bill on all counts.



Due to the vastness of the project 13,000m² of insulation was required, presenting the installers, BC Roofing Contractors, and Richmond Roofing, with a potential logistical headache. Such was the scale of the task that the insulation had to be delivered to site with transport timings planned to the minute to avoid blocking local roads. Fortunately, the panels' lightweight, easy-handling abilities ensured a smooth delivery process, which also helped reduce costs by speeding-up on-site installation times.

Ian Catterall, Managing Director of BC Roofing Contractors, commented: "Eurothane Eurodeck is a superb quality board. It's really easy to install and presented no issues for what was an

incredibly large project - the largest single-value project we have undertaken. It was an immense job, which required the highest-quality PIR. Eurothane Eurodeck was just perfect."

Work on the roof started in February 2016 and thanks, in part, to the easy-to-install qualities of Eurothane Eurodeck, the project was completed in five months, which comfortably met the client's strict deadline.

Costco is now in possession of a watertight, thermally-efficient roof that will uphold the comfort and wellbeing of staff, improve the building's energy-efficiency and safeguard stock for many years to come.



Ideal for warm flat roofs as part of a mechanically-fixed, single-ply membrane system, Eurothane Eurodeck is a high-performance, rigid PIR foam board with exemplary environmental credentials:

- Lambda value of 0.022 W/mK
- Hugely impressive compressive strength
- Available in 2400mm x 1200m
- Panels are multilayer-coated aluminium on both sides
- Manufactured using a blowing agent with zero Ozone Depletion Potential and Global Warming Potential to enhance its environmentally friendly credentials
- BBA-approved
- Manufactured at Recticel's Stoke-on-Trent plant, which is certified to ISO 9001 and ISO 14001



FEEL
GOOD
INSIDE

RECTICEL
INNOVATION

**For more information
please fill in the
reader response card**

ENQUIRY II

Take it easy(seal)

New Pro additions to IKO's Self-Adhesive system make it even easier to work with.



As anyone who uses their products knows, the focus at IKO is on making it simpler, quicker, easier and safer to complete a project with or without specialist skills. They aim to make installation as easy and fool-proof as possible, while offering contractors and their clients more choice, with no compromise on quality, performance or durability. The IKO easyseal system delivers on all counts.

Quick and easy to install, the built-up felt system is ideal for domestic flat roofs

such as dormer windows, garages and extensions (new build or refurbishment) as well as bigger projects. It consists of three self-adhesive components with variations to suit roofing contractors and more general builders:

- 1.6m or 8m Underlay
- 8m or 6m Top Sheet
- 1.5m Vapour Control Layer (VCL)

The vapour barrier layer is designed to be used in warm-roof systems on kitchens and bathrooms (where a high resistance



to water vapour rising from the dwelling is required), to protect the insulation.

Clean and easy to handle, the backing for each layer simply strips away and can be installed quickly as a self-adhesive, totally flame-free system. For smaller projects or those who don't have specialist skills, there's no need for hot bitumen or gas torches.

Two additional products have recently been launched to complete the easyseal system. The new options have been developed in response to demand from contractors who want to use the system with torch-on cap sheets, for a professional finish on larger projects.

NEW IKO EASYSEAL PRO TOP SHEET

- High-performance SBS self-adhesive cap sheet
- Incorporates Graphite Firewall Technology
- Consists of a polyester base with a black mineral surface
- Has a hot-air welded head/end lap and a 100mm plain seveledge for lap jointing

NEW IKO EASYSEAL UNIVERSAL UNDERLAY

- Elastomeric underlay, polyester-reinforced for greater durability
- Fine mineral surface is designed to receive a torch-on cap sheet for added versatility
- Use as the first layer within un-insulated torch-on roofing systems

IKO easyseal is BBA-approved (Cert. No. 02/3916), with a life expectancy of over 20 years when installed as a 2- or 3-layer system. To find out more about how quick and easy it is to install the IKO easyseal system, fill in the reader response card.



For more information please fill in the reader response card

ENQUIRY 12

The right solution for the job



FIX-R Classic's new range of flat roofing outlets, drainage and ventilation offer a practical, cost-effective solution for your flat roof project.



At FIX-R Classic, they know that finding the right solution for the job can sometimes be challenging, so are committed to helping roofers by introducing new products that solve every day roofing issues, available nationwide and at the right price. FIX-R Classic Rainwater Outlets are a case in point.

FIX-R CLASSIC RAINWATER OUTLETS

This new range of flat roofing outlets, drainage and ventilation is compatible with most waterproofing membranes including built-up felts and mastic asphalt finishes. They give you practical and economical solutions for refurbishment flat roofing

projects where existing outlets have been damaged, and are also suitable for smaller new roof installations.

FIX-R Classic Rainwater Outlets are flat flange roof drainage outlets, made from EPDM (ethylene propylene diene rubber):

- Highly resistant to ultraviolet, ozone and other atmospheric and chemical agents
- Available in five sizes
- Long lasting and highly flexible, even at low temperatures
- Quick and easy to install
- Cost effective
- Ideal for both new build or refurbishment
- Ribbed push-in downpipe gives completely leakproof connection to pipework
- Available with leaf guards and gravel gates in various sizes

HORIZONTAL OUTLETS (THROUGH THE WALL)

Designed for application at the angle of two intersecting faces these can be installed to provide either vertical or horizontal take-off. Supplied for convenience with a leaf guard and downpipe connector, they come in a variety of sizes and will allow you to make quick work of your refurbishment job.

BREATHER VENTS

Designed to allow water vapour to escape from the structure. Suitable for built up felt and mastic asphalt, breather vents release vapour pressure to avoid blistering of the membrane which may occur when moisture is retained in the construction process. Made from EPDM, these breather vents work simply by dressing the roofing membrane over the circular flange of the breather vent, to create a watertight seal.

You don't need to use any heat or chemicals to install any of the new range, which makes FIX-R Classic Rainwater Outlets an even more perfect choice for your next flat roof project.



For more information please fill in the reader response card

ENQUIRY 13

A cutting edge issue



The increasing popularity of cladding as a protective and aesthetic layer means cut edge corrosion is on the rise, while many owners are unaware of what it is.

Years ago, corrugated steel or aluminium sheets were only used on barns and sheds. Now, this 'crinkly tin' as architects often call it is found on a range of commercial buildings, warehouses, retail units, hospitals and even art galleries as a modern exterior cladding. With an estimated 60% of cladding affected by cut edge corrosion, understanding the problem, knowing how to spot and repair it is essential.



CUT EDGE CORROSION EXPLAINED

When metal cladding is manufactured, the corrugated sheets are coated in plastic such as Plastisol. This coating protects the underlying metal from corrosion and also improves its appearance. After the cladding is cut to size in a factory, before being attached to the roof or elevation of a commercial building, the cut edge isn't coated. A steel edge exposed to oxygen is prone to corrosion, which is made worse by water and pollutants. As a result, the factory coating can peel off from these edges.

WHERE DO YOU FIND IT?

Any metal edge can be vulnerable, so you usually find cut edge corrosion on the edges of sheets where they overlap one another and at the eaves - the horizontal laps are particularly susceptible. Even though cut edge corrosion usually begins around edges it gathers speed through capillary water action and can spread.

Metal guttering can also suffer from cut edge corrosion and may fail in other ways. If gutters are ill fitted or clogged up then damp can penetrate a commercial property, causing structural weaknesses as well as further cut edge corrosion on other panels of cladding.





Another cause is the changing shape of the metal substrate. Metal can expand with rises in temperature and contract when cool. As the cladding expands, the factory coating can lift which exposes the underlying substrate. Consequently, the elements take their toll and eventually more and more of the coating can delaminate.

HOW TO SPOT IT

Delamination and coating failure can occur anywhere on cladding, not just at the cut edges, and the causes of deterioration vary. Harsh UV rays lead to fading and can make cladding coating hard and brittle. And the lack of flexibility hinders the expansion of the underlying metal leading to delamination. Tell-tale signs are discolouration or when you can see cracks and blisters on a top layer.

As time goes on, the original coating peels away from the metal surface. This allows water to penetrate the substrate, leading to rust eating away at the cladding, making it brittle and causing leaks which can then affect the integrity of the building. Sometimes, the metal cladding can become perforated which is potentially very expensive to repair, so the earlier cut edge corrosion is treated, the better.

Repairing cut edge corrosion will protect cladding from the elements and pollution as well as reducing the peel back of the coating. It will provide a tight seal on the horizontal laps, lap joints and the edges of cladding, improve how the building looks and protect it structurally.

The SIG Industrial Roofing Centre are there to support you with a range of solutions for industrial projects - including advice on cut edge corrosion and any other areas you're dealing with.

For more information please fill in the reader response card.



**For more information
please fill in the
reader response card**

ENQUIRY 14

INDUSTRY VIEW

Page 4 **High flyers**



Page 6 **A concrete proposition**



Page 8 **Can you 'Stump SR Timber' at the RCI Show?**



PITCHED ROOFING

Page 12 **You can count on concrete tiles**



Page 13 **Concrete improvements**



Page 14 **Modern character...and winning charm**



Page 16 **EZ like a Sunday morning**



Page 21 **Something in the air...**



Page 22 **Roll with it**



Page 23 **Nailed it**



Page 24 **What a stud!**



FLAT ROOFING

Page 26 **These roofs are made for walking**



Page 28 **Think big!**



Page 30 **Take it easy(seal)**



Page 31 **The right solution for the job**



INDUSTRIAL ROOFING

Page 32 **A cutting edge issue**



Product Innovation



WIN a two-step Ladder

In this issue of INSIGHT we've covered the various ways product development and working practices can give roofers an opportunity to work smarter and give a better service and you can find some of these terms in our word search:

- AIR BARRIER
- CONCRETE TILES
- COST EFFECTIVE
- EASYSEAL
- EURODECK
- FLEX WRAP
- NAIL FUEL PACKS
- QUALITY
- RAINWATER OUTLETS
- ROOF WINDOW
- TIMESAVING
- TLE CLIP
- VULKEM
- WARRANTY

Simply complete the word search and find the one 'high flyer' which is **NOT** listed above, but **IS** in the word search.

Enter the missing word on the reader response card and post it back to us. So give it a try and solve this 'flying machine' puzzle!

Good luck!

Closing date to receive entries is 9th November 2017.

S	O	E	M	F	W	C	Y	A	G	X	F	Y	U	P
R	K	Q	A	A	G	W	R	C	I	L	U	U	N	I
H	K	C	R	S	N	Q	C	T	E	M	C	X	B	L
J	D	Z	A	M	Y	K	I	X	R	S	D	L	W	C
Y	H	M	I	P	K	S	W	J	B	H	C	M	M	E
M	X	Q	N	X	L	R	E	G	R	B	L	E	P	L
K	G	G	W	J	A	E	N	A	S	N	K	T	Z	T
U	C	T	A	P	A	I	U	X	L	L	O	H	F	C
E	J	G	T	D	D	R	Q	F	U	D	R	A	O	Q
P	F	W	E	Y	L	R	Y	V	L	P	R	N	X	M
E	A	A	R	Y	F	A	M	T	A	I	C	D	W	L
U	D	R	O	N	E	B	P	M	I	R	A	O	N	L
R	R	J	U	T	K	R	D	G	E	L	D	N	R	D
O	O	C	T	Y	A	I	C	T	H	N	A	B	X	B
D	V	L	L	U	P	A	E	A	I	Z	H	U	X	Y
E	T	N	E	P	T	T	X	W	K	C	W	X	Q	X
C	S	I	T	Y	I	P	F	K	V	R	V	M	N	G
K	Q	W	S	L	I	O	Y	T	N	A	R	R	A	W
I	E	B	E	M	O	S	L	G	K	Z	B	N	L	J
M	P	S	K	R	T	I	M	E	S	A	V	I	N	G
E	V	I	T	C	E	F	F	E	T	S	O	C	D	K
N	Z	W	I	T	K	F	N	Q	R	Y	C	V	P	A

Congratulations to Tim Morris from TMR Roofing for winning the last issue's valet pack competition!

Terms & Conditions

Entry to the competition is restricted to one entry per person. Multiple entries will be disqualified. Competitions are open to UK residents only unless otherwise stated. Prizes can only be sent to a valid UK address unless otherwise stated. Winners will be chosen at random from all valid entries. Winners will be contacted via email. The competition will run from 28th September to 9th November 2017. INSIGHT magazine from SIG Roofing is compliant with the data protection act. Our policy is such that we will not pass on your details to any third party without consent.

WHERE CAN YOU FIND AN INSIGHT APPROVED STOCKIST?

SCOTLAND

SIG ROOFING

Aberdeen	AB16 5UU	01224 692000
Ayr	KA8 8BL	01292 262885
Broxburn	EH52 5NN	01506 857613
Dundee	DD2 3QQ	01382 833011
Edinburgh	EH6 7LF	01315 542554
Glasgow	G31 4DX	01415 565200
Glasgow	G71 6LL	01698 817428
Inverness	IV1 1SY	01463 250318
Kirkcaldy	KY1 2YX	01592 654913
Linwood	PA3 3BQ	01505 321122
Melrose	TD6 ORS	01835 823640

NORTH WEST

SIG ROOFING

Blackpool	FY3 7UN	01253 398376
Bolton	BL3 2NH	01204 523336
Leyland	PR26 7QL	01772 453939
Liverpool	L9 7ET	0151 5212100
Manchester	M11 1BR	01612 307712
Manchester	M34 5LR	0161 3203456
St Helens	WA9 3AP	01744 611471
Wigan	WN3 4BT	01942 615030

CHESHIRE ROOFING SUPPLIES

Crewe	CW2 8UY	01270 251 000
Warrington	WA4 4EZ	01928 796 100

TYNE AND TEES

SIG ROOFING

Gateshead	NE8 3AD	01914 779474
Killingworth	NE12 6QQ	0191 2686627
Middlesbrough	TS2 1DF	01642 242753
Stockton	TS18 2PH	01642 677772

YORKSHIRE

SIG ROOFING

Bradford	BD3 9HB	01274 392433
Grimsby	DN31 2SG	01472 245667
Huddersfield	HD3 4JW	01484 653373
Hull	HU4 6PA	01482 574577
Leeds	LS12 6AB	01132 631263
Leeds	LS9 0PF	0113 2351441
Rotherham	S60 1DA	01709 835500
Scunthorpe	DN16 1DQ	01724 854444
Sheffield	S9 1TL	0114 2434188
York	YO30 4UU	01904 476319

ROOFCARE NORTHERN

Scarborough	YO12 4HA	01723 375 851
-------------	----------	---------------

MIDLANDS

SIG ROOFING

Birmingham	B11 2FE	01217 081515
Birmingham	B19 1ED	01215 239143
Birmingham	B24 8LD	01213 273071
Coventry	CV6 6FG	02476 688754
Derby	DE24 8HL	01332 349155
Dudley	DY2 0RL	01384 472420
Leicester	LE18 4TA	01162 785262
Newark	NG24 2EQ	01636 611880
Nottingham	NG7 2NN	01159 851400

MIDLANDS continued

SIG ROOFING

Nottingham	NG8 1PQ	01159 285999
Oswestry	SY10 8NN	01691 654551
Stoke	ST4 2NL	01782 280567
Telford	TF1 5ST	01952 641161

WEST

SIG ROOFING

Bath	BA1 3EN	01225 483828
Bristol	BS2 0UZ	01179 710085
Bristol	BS5 9RD	01179 412412
Bristol	BS3 2TN	01179 663072
Gloucester	GL4 3SJ	01452 521 347
Hereford	HR2 6JT	01432 273084
Oxford	OX2 0ES	01865 790303
Reading	RG30 4BJ	01189 455454
Swindon	SN2 8XA	01793 613339

WALES

SIG ROOFING

Cardiff	CF24 5HB	02920 483939
Porth	CF39 9SJ	01443 681004
Swansea	SA5 7LF	01792 790272

ANGLIA

SIG ROOFING

Bedford	MK41 9QG	01234 325283
Cambridge	CB22 7QP	01223 872260
Colchester	CO2 8JX	01206 877460
Great Yarmouth	NR31 0LY	01493 659991
High Wycombe	HP12 3RJ	01494 450079
Ipswich	IP1 5LU	01473 749621
Kings Langley	WD4 8JU	01923 269983
Kings Lynn	PE34 3AJ	01553 764202
Luton	LU1 3XL	01582 724837
Northampton	NN5 5JF	01604 765684
Norwich	NR3 3ST	01603 487860
Peterborough	PE1 5YB	01733 345004
Southend	SS9 5PR	01702 425213
St Ives	PE27 3YJ	01480 467776
Waltham Cross	EN8 7DZ	01992 624938

UNDERCOVER ROOFING SUPPLIES

Colchester	CO2 9JT	01206 840 230
Southend	SS2 5QW	01702 613 181

LONDON

SIG ROOFING

Cheam	SM3 9AG	020 8337 9455
Croydon	CR0 2BD	020 8686 6911
Croydon	CR0 4YZ	020 8689 0481
Kentish Town	NW5 3EW	020 7485 5550
Kentish Town	NW5 2DS	020 7485 1791
Park Royal	NW10 7UL	020 8507 4380
Romford	RM7 0HL	01708 754022
Romford	RM3 8TS	01708 377666
Slough	SL1 4BG	01753 570526
South Harrow	HA2 8AX	0208 426 8838
Stratford	E15 2RW	020 8536 5400
Tottenham	N17 8HJ	020 8808 6816

LONDON continued

UNITED TRADING COMPANY

Chingford	E4 7HZ	020 8559 4334
-----------	--------	---------------

UNDERCOVER ROOFING SUPPLIES

Rayleigh	SS6 7XF	01268 798 999
----------	---------	---------------

SOUTH EAST

SIG ROOFING

Brighton	BN41 1WF	01273 430444
Finchampstead	RG40 4RB	01189 733788
Folkestone	CT19 5EY	01303 226888
Gravesend	DA12 2PS	01474 532999
Hastings	TN38 9ST	01424 853099
Horsham	RH12 2NW	01403 270640
Hove	BN3 7ES	01273 328640
Leatherhead	KT22 7LF	01372 361600
Lewes	BN7 2BQ	01273 488888
Maidstone	ME15 9NL	01622 843399
Milford	GU8 5BB	01483 425828
Ramsgate	CT11 7QE	01843 592772
Sidcup	DA14 6QF	0208 302 5451
Sittingbourne	ME9 7NU	01795 843967
Tunbridge Wells	TN2 3DY	01892 515599
Worthing	BN14 8NW	01903 201013

GREENJACKETS

Hanwell	W7 2QD	020 8571 6555
Weybridge	KT15 2SD	01932 850500
Woking	GU21 3BA	01483 215100

SOUTH COAST

SIG ROOFING

Bishops Waltham	S032 1BH	01489 896544
Bournemouth	BH12 4BJ	01202 731867
Eastbourne	BN23 6QN	01323 500458
Poole	BH15 4BN	01202 682491
Portsmouth	PO3 5AY	02392 690214
Portsmouth	PO3 5NX	02392 671521
Southampton	SO15 0LG	02380 365555
Waterlooville	PO7 6QX	02392 258344

SOUTH WEST

SIG ROOFING

Exeter	EX2 8PY	01392 250323
Newquay	TR7 2SX	01637 852660
Plymouth	PL1 4LL	01752 509538
Taunton	TA1 5LY	01823 323888
Torquay	TQ2 7BD	01803 613212

OVER 120 BRANCHES NATIONWIDE OFFERING

- Over 40,000 roofing products
- Supply of leading brands
- Delivering the products you need, when you need them - nationwide
- Dedicated Industrial Roofing team
- Accredited contractor scheme for flat roofing