

Conservatories and Porches

Our comprehensive range of roofing materials also incorporates products for conservatory roofs and door porches in a range of colours, finishes and designs.

Porches and Canopies

We supply a range of standard or bespoke house GRP porches and bay window canopies in a variety of finishes that are quick and easy to install.

- Flat Canopies.
- Apex Canopies.
- Tiled Apex Canopies.
- Tiled Mono-Pitch Canopies.
- Slate Mono-Pitch Canopies.
- Lead Canopies.



Corrugated & Multi-wall Sheeting

We supply a wide range of corrugated PVC and bituminized sheet along with multi-wall polycarbonate sheeting from Palram. We recommend that you never walk on a rooflight or glazing material, in line with the current Health and Safety Executive Policy.

Palram

Corrugated PVC sheeting

Applications

- Car Ports.
- Canopies.
- Pergolas.
- Porches.
- Rooflights.
- Cloches and Coldframes.
- Planthouses.
- Side Cladding.
- Covered Walkways.
- Garden Sheds.
- Lean to Extensions.

Key Properties

- Strong yet light in weight.
- Simple to handle and install.
- Good workability : cutting and drilling the material are straightforward procedures requiring only the most basic of tools.
- Provides 3 times more natural light into a building than the same area of vertical glazing.
- Excellent fire performance : PVC is a self extinguishing material which will melt away from the flames stopping as soon as the source is removed.



Corrugated Bitumen Sheetting

Applications


- Sheds.
- Garages.
- Stables.
- Agricultural Buildings.

Key Properties

- Tough and long lasting.
- Free from asbestos and non-toxic, a 'green' roofing option.
- Resistant to aggressive vapours i.e. ideal for animal houses.
- Guaranteed waterproof for 15 years.
- Strong yet light in weight.
- Simple to handle and install.
- Compatible with most construction materials.
- Simple to fix using nails, caps and washers.
- Excellent heat insulation.
- Good sound absorption.
- Colour fast.
- BBA certification.

Guarantee: 15 years
Thickness: 3mm
Width: 950mm
Length: 2000mm
Profiles: 38mm height,
95mm width
Colours: Black, red, green
and brown.

Guarantee: 15 years
Thickness: 2.6mm
Width: 950mm
Length: 2000mm
Profiles: 38mm height,
95mm width
Colours: Black, red, green
and brown.



Multi-wall Polycarbonate Sheeting

Applications

- Conservatories.
- Extensions.
- Swimming Pool Covers.
- Rooflight Features.
- Car Ports.
- Canopies.
- Porches.
- Vertical Panels.
- Glazing.


Key Properties

- Ideal wherever heat insulation, reduced condensation, or simply a more attractive glazing material is required.
- High impact resistance : up to 200 times greater than glass.
- Excellent protection : against hailstones, vandalism and accidental damage.
- Fine optical clarity : clear material has light transmission levels (see below) throughout the life of the material.
- Tinted options : offer solar control to reduce heat build-up.
- Up to "Class 1" fire rating : polycarbonate is a self-extinguishing material which will melt away from the flames, stopping as soon as the source is removed. Note: 6mm Twinwall does not have a Class 1 fire rating.
- High strength : weight ratio.
- Cost effective : as sheet weight is low, support structures can be lighter providing cost effective buildings.
- Corotherm provides high levels of insulation.
- 10 year guarantee.

	6mm Twinwall	10mm Twinwall	16mm Triplewall	25mm Fivewall
Structure	Twinwall	Twinwall	Triplewall	Fivewall
Width	1050 - 2100	700 - 2100	610 - 2100	700 - 2100
Length	6000	2000 - 6000	2000 - 6000	2000 - 6000
Colours/ Light Transmission	Clear 88%	Clear 88% Bronze 46%	Clear 82% Bronze 31% Opal 51% Bronze-Opal Heatguard-Opal	Clear 68% Bronze 15% Opal 30% Bronze-Opal Heatguard-Opal

Sheeting Accessories

- Glazing bars.
- End Caps.
- Vents.
- Flashing.
- Fixings.
- Eaves Fillers.
- Ridges and Sealing Strips.
- Tapes.




Pitched Roof Accessories

We stock a wide range of pitched roofing accessories, from chimneys, ridges and finials to lead, replacement flashings and valleys troughs.

Chimney Pots: Red Bank Manufacturing

We supply a vast range of traditional and ornamental clay chimney pots from Red Bank Manufacturing, as well as a choice of inserts and gas flue terminals. The products listed below are just a handful of the more common products available.

Product: Rolltop	Cannon Head	Louvre
Height (mm): 150, 225, 300, 375, 450, 600, 750, 900, 1050, 1200, 1500, 1800	300, 375, 450, 600, 750, 900, 1050, 1200, 1500, 1800	450, 600, 750, 900, 1050, 1200, 1500, 1800
Base Diameter (mm): 300	300	290
Top Diameter (mm): 300	320	295
Product: Marcone	Venetian	DFE Pot
Height (mm): 600, 990, 1220	600, 750, 900, 1050	560, 710, 860
Base Diameter (mm): 240	285	300
Top Diameter (mm): 325	185	300
Product: Rook	H-Type	GC-2 Insert
Height (mm): 380, 500	600, 750, 900, 1050, 1200	400
Base Diameter (mm): 290	290	170, 190, 205
Top Diameter (mm): 240	750	300
Product: GC5	Square Panelled	Bishop
Height (mm): 300	550	600, 750, 900, 1050
Base Diameter (mm): 170, 190, 205	315	340 x 290
Top Diameter (mm): 260	300	295
Product: Hood Top	Octagon	Flue Ventilator
Height (mm): 250	525, 750	175
Base Diameter (mm): 135, 170, 190, 205, 235	300	135, 190, 205, 235, 170
Top Diameter (mm): 200	285	275, 325, 250



Finials

There is a vast selection of clay and concrete finials available. On the charts below you will find the standard ranges from our key suppliers, but ultimately we can source any style of finial you require.



Concrete

Cemex Roof Tiles	Forticrete	Redland Range	Marley Eternit	Sandtoft Roof Tiles
Small Ball Top	Ball Top Short	Scroll	Scroll End	Half Round Scroll
Tall Ball Top	Fleur De Lys	Short Ball Top	Small Ball Top	Ball Top
Fleur-De-Lys	Scroll	Tall Ball Top	Ball Top	Fleur-De-Lys
Scroll		Fleur-De-Lys	Fleur-De-Lys	Scroll

Clay

Keymer	Marley Eternit	Red Bank	Sandtoft Roof Tiles
Gargoyle	Ball Top	Fleur-De-Lys	Half Round Scroll
Scroll	Hip & Gable Fleur-De-Lys	Ball Top	Ball Top
Balltop	Half Round Scroll	Scroll	Fleur-De-Lys
Fleur De Lys	Plain Angle Scroll	Bespoke Designs	Scroll
Bespoke Designs	Falcon		Bespoke Designs
	Dragon		
	Bespoke Designs		



Ridges

We supply traditional and ornamental mortar fixed ridges in concrete and clay, as well as a wide range of dry fix products.

Concrete

Cemex Roof Tiles	Forticrete	Redland Range	Marley Eternit	Sandtoft Roof Tiles
Mono Ridge	Anchor Ridge	Universal Angle Block	Roll Top	Half Round Ridge
Security Ridge	Anchor Block End Ridge	Ridge	Four Hole Bullnose	Third Round Ridge
Universal Angle Ridge	Mono Pitch Block End	Half Round Monoridge	Cocks Comb	90°, 105°, 115° Angled
Block End	Ridge	Half Round Block End	Three Hole	Ridges
Cockscomb	Mono Ridge	Monoridge	Fleur-De-Lys	Capped Angled Ridges
Club Crested Ridge	Baby Angled Ridge	Universal Angle Ridge	Segmental Ridge	Hogs Back
Fleur-De-Lys	Baby Half Round Ridge	Half Round Ridge	Segmental Mono ridge	Baby Ridge
Three Hole Crested Ridge		Half Round Block End	Modern Ridge	Mono Pitch Ridge
90° Capped Angle Ridge		Ridge	Modern Mono Ridge	Two Hole Crested Half
105° Capped Angle Ridge		Plain Angle Ridge	Segmental Security Ridge	Round
Third Round Ridge		Capped Angle Ridge	Modern Security Ridge	Cockscomb Crested Half
Half Round Ridge		Universal Angle Mono	Half Round Baby Ridge	Round
Baby Ridge		Ridge	Third Round Hip Tile	Top Gable Stop End
		Universal Angle Block End	Pascoll Roll Baby Ridge	Hip Stop End
		Mono Ridge	90° Angle/ Security Ridge	Block End
		Cockscomb Ridge	105° Capped Angle Ridge	Two Hole Crested Angle
		Three Hole Crested Ridge	125° Angle/Security/	Ridge
		Fleur-De-Lys Ridge	Capped Angle Ridge	Club Crested Angle Ridge
		85°, 120°, 140° Angle	145° Angle/Security Ridge	Cockscomb Crested Angle
		Ridge		Ridge

Clay

Keymer	Redland Range	Marley Eternit	Red Bank	Sandtoft Roof Tiles
Plain	Half Round Ridge	Roll Top Ridge	Plain Angle Ridge	Half Round Ridge
Mono-ridge	Hogsback Ridge	Capped Half Round	Capped Angle Ridge	Third Round Ridge
Ornamental	Plain Angle Ridge	Ridge	Half Round Ridge	90°, 105°, 115°
Bespoke Designs	Capped Angle Ridge	Capped Angle Ridge	Half Round Capped	Angled Ridges
		Two Hole Crested	Ridge	Capped Angled
		Ridge	Roll Top	Ridges
		Club Crested Ridge	Slotted Roll Top	Hogs Back
		Cockscomb Crested	Crested Ridge	Baby Ridge
		Ridge	Crested Stop End	Mono Pitch Ridge
		Slotted Roll Top Ridge		Two Hole Crested Half
		with Fleur-De-Lys		Round
		Inserts		Cockscomb Crested
		Slotted Roll Top Ridge		Half Round
		With Cockscomb		Top Gable Stop End
		Inserts		Hip Stop End
		Slotted Roll Top Ridge		Block End
		With Spade Inserts		Two Hole Crested
				Angle Ridge
				Club Crested Angle
				Ridge
				Cockscomb Crested
				Angle Ridge



Hips

We supply mortar fixed ridges in concrete and clay, as well as a wide range of dry fix products.

Concrete

Cemex Roof Tiles	Forticrete	Redland Roofing	Marley Eternit	Sandtoft Roof Tiles
Arris Hips	Arris Hips	Arris Hips	Arris Hips	Arris Hips
Bonnet Hips	Bonnet Hips	Baby Ridge	Bonnet Hips	Bonnet Hips
Third Round Hips	Third Round Hips	Bonnet Hips	Third Round Hips	
105 Degree Angle	Tapered Hips	Third Round Hips	125 Degree Angle	
110 Degree Angle		Universal Angle	120 Degree Capped Angle	
120 Degree Angle		85° Angle Hip	145 Degree Angle	
Universal Angle		120° Angle Hip	Security 125 Degree Angle	
		140° Angle Hip	Security 145 Degree Angle	
		Pascal Roll		

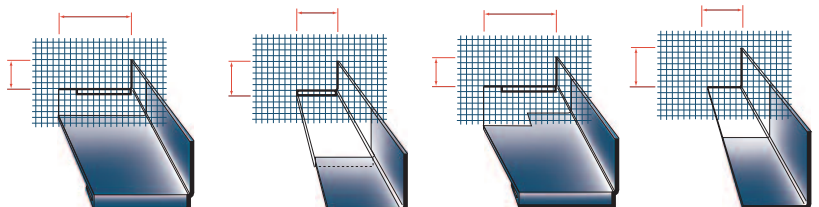
Clay

Keymer	Forticrete	Redland Roofing	Marley Eternit	Sandtoft Roof Tiles
Bonnet Hips	Arris Hips	Arris Hips	Angular Hips	Arris Hips
	Bonnet Hips	Baby Ridge	Bonnet Hips	Bonnet Hips
		Bonnet Hips	Semi Bonnet Hips	
		Third Round Hips		

Replacement Flashings

Continuous and individual soakers are available in GRP and polyethylene for all tile and slate types. These products are lightweight and up to twice as fast to install as lead.

	Hambleside Danelaw	Klober
Product:	Continuous Dry Soakers - Tile	SecretGutter
Description:	A GRP continuous abutment soaker in standard lead grey colour with mortar bonding strip. Available lipped for fixing directly onto the wall or unlipped for use with a separate lead or GRP cover flashing.	A PVC continuous secret gutter for use with all flat interlocking tiles to act as a secondary line of protection at abutments.
Size (mm):	Unlipped: H: 140 x W: 154 x L: 3000 Lipped: H: 150 x W: 154 x L: 3000	W:97 x L:3000
Pack Size:	10	5
Colour:	Lead grey	Grey
Product:	Continuous Dry Soakers - Slate	
Description:	A GRP continuous abutment soaker in standard lead grey colour. Available lipped for fixing directly onto the wall or unlipped for use with a separate lead or GRP cover flashing.	
Size (mm):	Unlipped: H: 140 x W: 154 x L: 3000 Lipped: H: 150 x W: 154 x L: 3000	
Pack Size:	10	
Colour:	Lead grey	
Product:	Interlocking Tiles MDS/L MDS/R	
Description:	Lightweight Polyethylene dry soaker suitable for use with Marley Modern style interlocking flat concrete tiles - left or right handed.	
Size (mm):	H: 75 x W: 180 x L: 430	
Pack Size:	50	
Colour:	Charcoal	
Product:	Interlocking Tiles RRS/L RRS/R	
Description:	Lightweight Polyethylene dry soaker suitable for use with Redland Richmond style tiles - left or right handed.	
Size (mm):	H: 75 x W: 180 x L: 430	
Pack Size:	50	
Colour:	Charcoal	
Product:	Interlocking Tiles SSRS/L SSRS/R	
Description:	Lightweight Polyethylene dry soaker suitable for use with Russell Galloway and Marley Edgemere style roof coverings - left or right handed.	
Size (mm):	H: 75 x W: 180 x L: 430	
Pack Size:	50	
Colour:	Charcoal	
Product:	Plain Tiles PCS/L PCS/R	
Description:	Lightweight Polyethylene dry soaker for plain clay and concrete tiles - left or right handed.	
Size (mm):	H: 75 x W: 100 x L: 170	
Pack Size:	50	
Colour:	Charcoal	
Product:	Slates SS500 SS600	
Description:	Lightweight Polyethylene dry soaker for use with 500 x 250mm and 600 x 300mm slates.	
Size (mm):	H: 98 x W: 85 x L: 300, H: 98 x W: 85 x L: 380	
Pack Size:	50	
Colour:	Charcoal	
Product:	Bonding Gutter	Bonding Gutter
Description:	A GRP profile for use when joining dissimilar roof coverings - eg slate to tile, or two different tile types. Complete with integral bonding strips.	A GRP profile for use when joining dissimilar roof coverings - eg slate to tile, or two different tile types. Complete with integral bonding strips.
Size (mm):	W: 225 x L: 3000	W: 225 x L: 3000
Pack Size:	10	5
Colour:	Lead Grey	Lead Grey
Product:	Continuous Eaves Course For Slate	
Description:	A GRP support eaves course replacing the first course of cut slates.	
Size (mm):	W: 355 x L: 3000	
Pack Size:	10	
Colour:	Lead Grey	



Valley Troughs

Hambleside Danelaw

Klober

Product: Description:	Tile Valley Trough - HDL361 GRP Valley Trough with Mortar Bonding Strip and Mortar Retention Bar	Tile Valley Trough 360 GRP Valley Trough with Mortar Bonding Strip and Mortar Retention Bar
Size (mm):	W:380 x L:3000	W:360mm x L:3000
Pack Size:	10	5
Colour:	Standard Lead Grey Colour	Standard Lead Grey Colour
Product: Description:	Tile Valley Trough - HDL362 GRP Valley Trough with Mortar Bonding Strip and Mortar Retention Bar	
Size (mm):	W:380 x L:2400	
Pack Size:	10	
Colour:	Standard Lead Grey Colour	
Product: Description:	Tile Valley Trough - HDL401 GRP Valley Trough with Mortar Bonding Strip and Mortar Retention Bar	Tile Valley Trough 400 GRP Valley Trough with Mortar Bonding Strip and Mortar Retention Bar
Size (mm):	W:410 x L:3000	W:400mm x L:3000
Pack Size:	10	5
Colour:	Standard Lead Grey Colour	Standard Lead Grey Colour
Product: Description:	Tile Valley Trough - HDL402 GRP Valley Trough with Mortar Bonding Strip and Mortar Retention Bar	
Size (mm):	W:410 x L:2400	
Pack Size:	10	
Colour:	Standard Lead Grey Colour	
Product: Description:	Tile Valley Trough - RP3 GRP Valley Trough with Mortar Bonding Strip	
Size (mm):	W:380 x L:3000	
Pack Size:	10	
Colour:	Standard Lead Grey Colour	
Product: Description:	Tile Valley Trough - RP4 GRP Valley Trough with Mortar Bonding Strip	
Size (mm):	W:380 x L:2400	
Pack Size:	10	
Colour:	Standard Lead Grey Colour	
Product: Description:	Slate Valley Trough - SVT GRP Valley Trough	Slate Valley Trough GRP Valley Trough
Size (mm):	W:330 x L:3000	W:330 x L:3000
Pack Size:	10	5
Colour:	Standard Lead Grey Colour	Standard Lead Grey Colour
Product: Description:	Slate Valley Trough - SVTU GRP Valley Trough	
Size (mm):	W:360 x L:3000	
Pack Size:	10	
Colour:	Standard Lead Grey Colour	
Product: Description:	Slate Valley Trough - SSVT GRP Valley Trough	
Size (mm):	W:360 x L:3000	
Pack Size:	10	
Colour:	Standard Lead Grey Colour	

